

Purissima Hills Water District
Capital Projects Summary

Exhibit Page	Project Number	Project Name	2026 Dollars	Spent as of 05/30/26	Remaining as of 07/01/26	104.0%	108.2%	112.5%	117.0%	Total	
						2026-2027	2027-2028	2028-2029	2029-2030		2030-2031
-	19-01	West Fremont, St. Francis Rds Water Main Improvements	\$ 350,000	\$ 2,943,088	\$ 350,000	\$ 350,000				\$ 350,000	
1	13-05	Altamont Tank No. 1 Replacement (Debt)	\$ 2,810,000	\$ -	\$ 3,945,000	\$ 2,000,000	\$ 2,022,800			\$ 4,022,800	
2	25-05	Altamont Tank No. 2 Recoating & Seismic Improvements (Debt)	\$ 1,135,000								
3	13-10	Palo Alto / Gerth Ln Interconnection Project (Debt)	\$ 885,000	\$ -	\$ 885,000	\$ 885,000				\$ 885,000	
4	26-01	Page Mill Rd (Lower) Water Main Improvements	\$ 2,610,000	\$ -	\$ 2,610,000	\$ 1,800,000	\$ 842,400			\$ 2,642,400	
-	-	Ground Water Test Well	\$ 350,000	\$ -	\$ 350,000		\$ 364,000			\$ 364,000	
5	25-07	La Cresta Tanks No. 1 & 2 Recoating	\$ 1,000,000	\$ -	\$ 1,340,000		\$ 364,000	\$ 1,070,784		\$ 1,434,784	
6	25-06	Neary Tank No. 1 Recoating	\$ 340,000								
7	26-03	Liddicoat Cir Christopher Ln Cross Country Feasibility Study	\$ 200,000	\$ -	\$ 200,000		\$ 208,000			\$ 208,000	
8	13-06	Page Mill Rd (Upper) Water Main Improvements	\$ 1,180,000	\$ -	\$ 2,635,000		\$ 312,000	\$ 2,335,000		\$ 2,647,000	
9	13-08	La Cresta Tank CC / Anacapa Dr Water Main Improvements	\$ 1,455,000								
10	25-08	McCann Tanks No. 1 & 2 Recoating	\$ 1,475,000	\$ -	\$ 1,475,000			\$ 162,240	\$ 1,490,445	\$ 1,652,685	
11	26-04	Foothill College Water Main Improvements	\$ 1,905,000	\$ -	\$ 1,905,000			\$ 216,320	\$ 1,917,893	\$ 2,134,213	
12	13-03	Elena Tank Recoating & Seismic Improvements	\$ 1,595,000	\$ -	\$ 1,595,000				\$ 168,730	\$ 1,690,446	
13	09-01	Julietta Ln & Deer Springs Way Water Main Improvements	\$ 1,270,000	\$ -	\$ 2,475,000				\$ 281,216	\$ 2,602,935	
14	20-01	Fremont Rd Phase 2 Water Main Improvements	\$ 1,205,000						\$ 281,216	\$ 2,884,151	
Total:			\$19,765,000	\$ 2,943,088	\$19,765,000	\$ 5,035,000	\$ 4,113,200	\$ 3,784,344	\$ 3,858,284	\$ 4,293,381	\$20,734,208

14-01 Operations Center (Debt)

\$ 16,000,000

Annual Average: \$ 4,146,842

Non-Programmed (Chronologically)

Unanimously Adopted by Board of Directors
on June 10, 2026

Assumed Inflation Rate: 4%

15	07-12	Elena Pump Station Improvements	\$ 2,290,000
16	07-13	Stonebrook Dr Water Main Improvements	\$ 1,740,000
17	09-03	Altamont Rd Zone 4 Water Main Improvements	\$ 1,110,000
	11-02	Quarry Lake Emergency Water Supply	\$ 1,000,000
18	13-07	Deer Creek Pump Station Fire Suppression	\$ 595,000
19	14-02	Buena Vista Dr Cross Country Water Main Improvements	\$ 435,000
20	18-01	Hungry Horse Tank Seismic Improvements	\$ 3,095,000
21	18-02	Anacapa Dr / Ascension Dr / Conejo Ct Water Main Improvements	\$ 2,565,000
22	19-05	Sherlock Rd Water Main Improvements	\$ 845,000
23	21-01	I-280 (South) Water Main Abandonment	\$ 4,030,000
	22-01	Water Supply Augmentation	\$ 3,000,000
24	25-01	Energy Cost Optimization & Battery Storage Installation	\$ 2,240,000
25	25-02	Moody Rd Water Main Improvements - Phase 1	\$ 3,135,000
26	25-03	Moody Rd Water Main Improvements - Phase 2	\$ 3,420,000
27	25-04	Seton Property Water Main Improvements	\$ 885,000
28	26-02	Leander Dr Water Main Improvements	\$ 825,000
29	26-05	Elena Rd Water Main Improvements	\$ 2,600,000

Non-Programmed Project Total: \$33,810,000

Total: \$69,575,000

Assumptions	2024	2025	2026
8" DIP per LF	\$ 450	\$ 500	\$ 525
10" DIP per LF	\$ 500	\$ 550	\$ 575
12" DIP per LF	\$ 550	\$ 600	\$ 625
Cost per Service	\$ 5,000	\$ 5,500	\$ 5,800
Cost per Hydrant	\$ 15,000	\$ 15,500	\$ 16,000

Year	Capital Backlog	% Increase
2026		
2025	\$ 67,125,640	63%
2024	\$ 41,237,400	2%
2023	\$ 40,380,000	5%
2022	\$ 38,480,000	10%
2021	\$ 35,015,000	10%
2020	\$ 31,790,000	0%
2019	\$ 31,725,000	71%
2018	\$ 18,585,000	32%
2016	\$ 14,105,000	22%
2014	\$ 11,518,000	15%
2013	\$ 10,040,000	37%
2011	\$ 7,355,000	

ALTAMONT TANK NO. 1 REPLACEMENT

PROJECT BACKGROUND

The Altamont Tank site is located in the center of Zone 3 and has a combined usable storage of approximately 400,000 gallons serving Zone 3. Tank 1 (approx. 150,000 gal) is constructed of redwood with steel bands and Tank 2 (approx. 250,000 gal) is steel. The Altamont Pump Station pumps out of the Altamont Tanks into Zone 4. Due to their location, the Altamont Tanks are heavily used in the District's daily operation and ideally should be replaced with larger tanks.

In 2012, the structural engineering firm of G&E Engineering Systems performed a District wide seismic vulnerability assessment. The assessment considered the combined effects of large earthquakes on the San Andreas and Hayward faults on the SFPUC and District systems as they existed in 2012. The District's Board of Directors designated the Altamont Tanks as a critical facility. G&E's report determined the tanks are unable to withstand a 475-year earthquake. It is recommended Tank 1 (the 150,000 gal redwood tank) be demolished and reconstructed as a larger tank (approximately 300,000 gallons) seismically capable of withstanding a 975-year earthquake.

PROPOSED IMPROVEMENTS

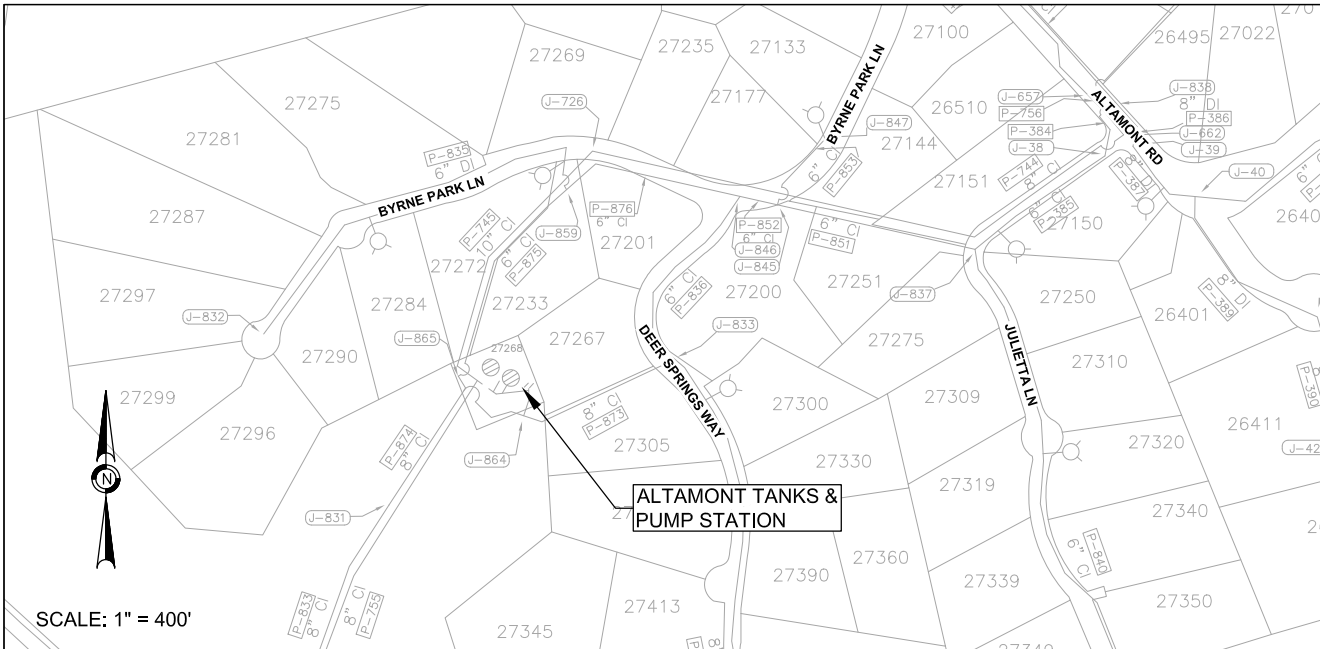
Tank 1 Replacement

PROJECT BENEFITS

The Altamont Tank No.1 Replacement will increase useable storage, allow the tank to remain operational after a 975-year earthquake, and significantly increase fire protection reliability.

PROJECT BUDGET (2026)

Tank 1 Replacement	\$ 2,000,000
Subtotal Construction	\$ 2,000,000
Planning, Design, & Construction Support	\$ 300,000
Construction Inspection	\$ 250,000
Contingency (±10%)	\$ 260,000
Project Budget	\$ 2,810,000

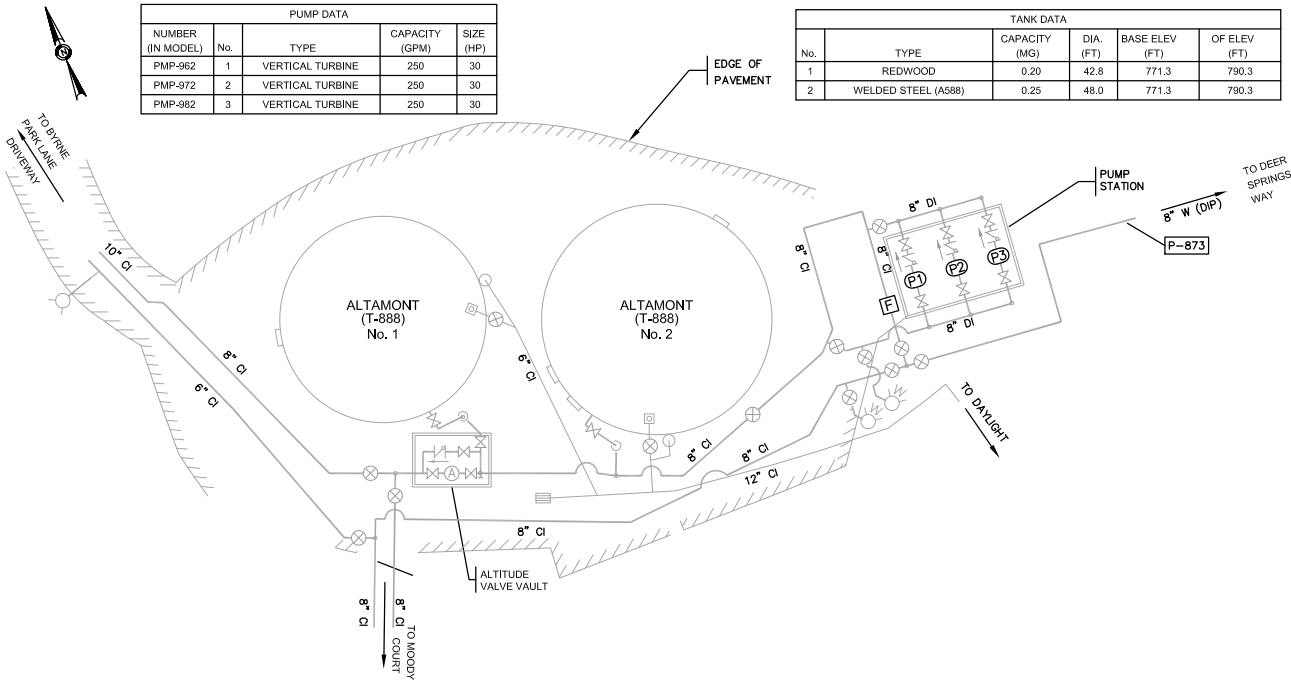


ALTAMONT TANKS & PUMP STATION

SCALE: 1" = 400'

PUMP DATA				
NUMBER (IN MODEL)	No.	TYPE	CAPACITY (GPM)	SIZE (HP)
PMP-962	1	VERTICAL TURBINE	250	30
PMP-972	2	VERTICAL TURBINE	250	30
PMP-982	3	VERTICAL TURBINE	250	30

TANK DATA					
No.	TYPE	CAPACITY (MG)	DIA. (FT.)	BASE ELEV. (FT.)	OF ELEV. (FT.)
1	REDWOOD	0.20	42.8	771.3	790.3
2	WELDED STEEL (A588)	0.25	48.0	771.3	790.3



ALTAMONT TANK NO. 2 RECOATING & SEISMIC IMPROVEMENTS

PROJECT BACKGROUND

The District's Altamont Tank site is located in the center of Zone 3 and has a combined usable storage of approximately 400,000 gallons serving Zone 3. Tank 1 (approx. 150,000 gal) is constructed of redwood with steel bands and Tank 2 (approx. 250,000 gal) is steel. The Altamont Pump Station pumps out of the Altamont Tanks into Zone 4. Due to their location, the Altamont Tanks are heavily used in the District's daily operation and ideally should be replaced with larger tanks.

In 2012, the structural engineering firm of G&E Engineering Systems performed a District wide seismic vulnerability assessment. The assessment considered the combined effects of large earthquakes on the San Andreas and Hayward faults on the SFPUC and District systems as they existed in 2012. The District's Board of Directors designated the Altamont Tanks as a critical facility. G&E's report determined the tanks are unable to withstand a 475-year earthquake. It is recommended Tank 2 (the 250,000 gal steel tank) receive a new foundation and extensive seismic upgrades to withstand a 975-year earthquake.

In 2025, the District conducted coating investigations of several water tanks throughout the system including Altamont Tank 2. The investigation concluded the interior lining is nearing its useful service life exhibiting signs of widespread rust, blistering, undercutting, pitting and beginning stages of exfoliation. The interior relining should be replaced within the next 2-5 years.

PROPOSED IMPROVEMENTS

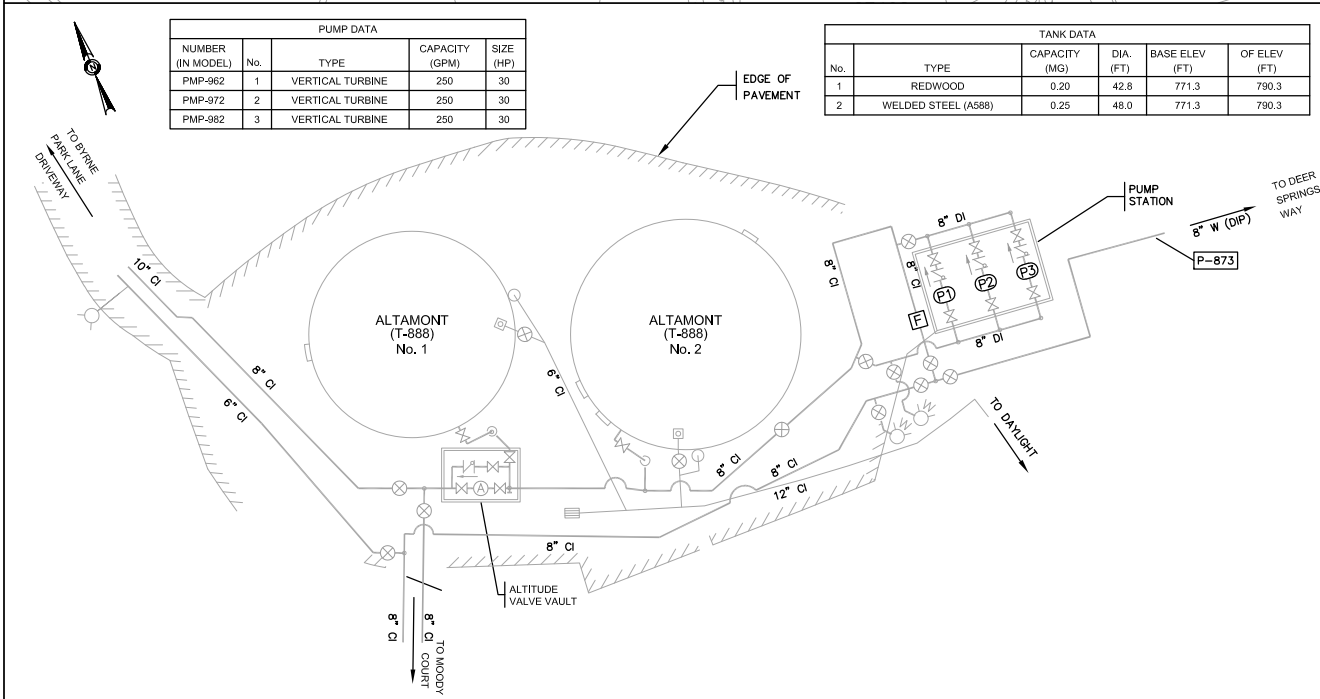
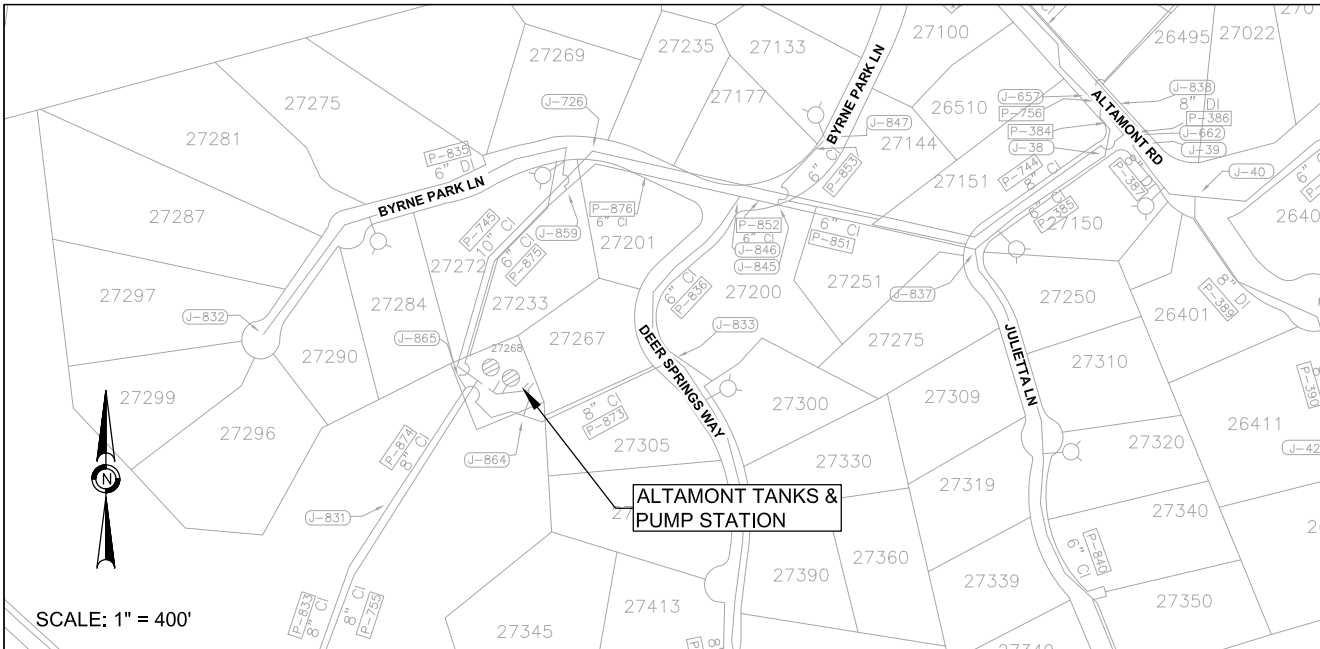
Tank 2 Seismic Retrofit, Recoating

PROJECT BENEFITS

The Altamont Tank No. 2 Recoating & Seismic Improvements will allow the tank to remain operational and significantly increase fire protection reliability after a 975-year earthquake.

PROJECT BUDGET (2026)

Structural Analysis Update	\$ 50,000
Seismic Retrofit (Assumed Cost)	\$ 500,000
Appurtenance Upgrades	\$ 25,000
Interior Recoating	\$ 200,000
Subtotal Construction	\$ 775,000
Planning, Design, & Construction Support	\$ 155,000
Construction Inspection	\$ 100,000
Contingency	\$ 105,000
Project Budget	\$ 1,135,000



DRAWING NAME: I:\CADD\101002_04.dwg\2026_CIP-PRVD-CIP-2026.dwg
PLOT DATE: 05-11-26 PLOTTED BY: BL/urh

PALO ALTO / GERTH LN INTERCONNECTION PROJECT

PROJECT BACKGROUND

This project will be the third intertie with the City of Palo Alto in the vicinity of Gerth Ln and Page Mill Rd, where the two agency mains are adjacent. The District and City of Palo Alto currently have two interties, one along Page Mill Rd beside Page Mill Tank serving Zone 4 and one on Arastradero Rd serving Zone 2. The area in the vicinity Gerth Ln is the most northerly subdivision served by the District and the intertie would provide an additional water source to Zone 2 providing system redundancy in case of an SFPUC emergency outage. The City of Palo Alto maintains a pressure of 150-160 psi at this location and the District's pressure is approximately 130 psi.

PROPOSED IMPROVEMENTS

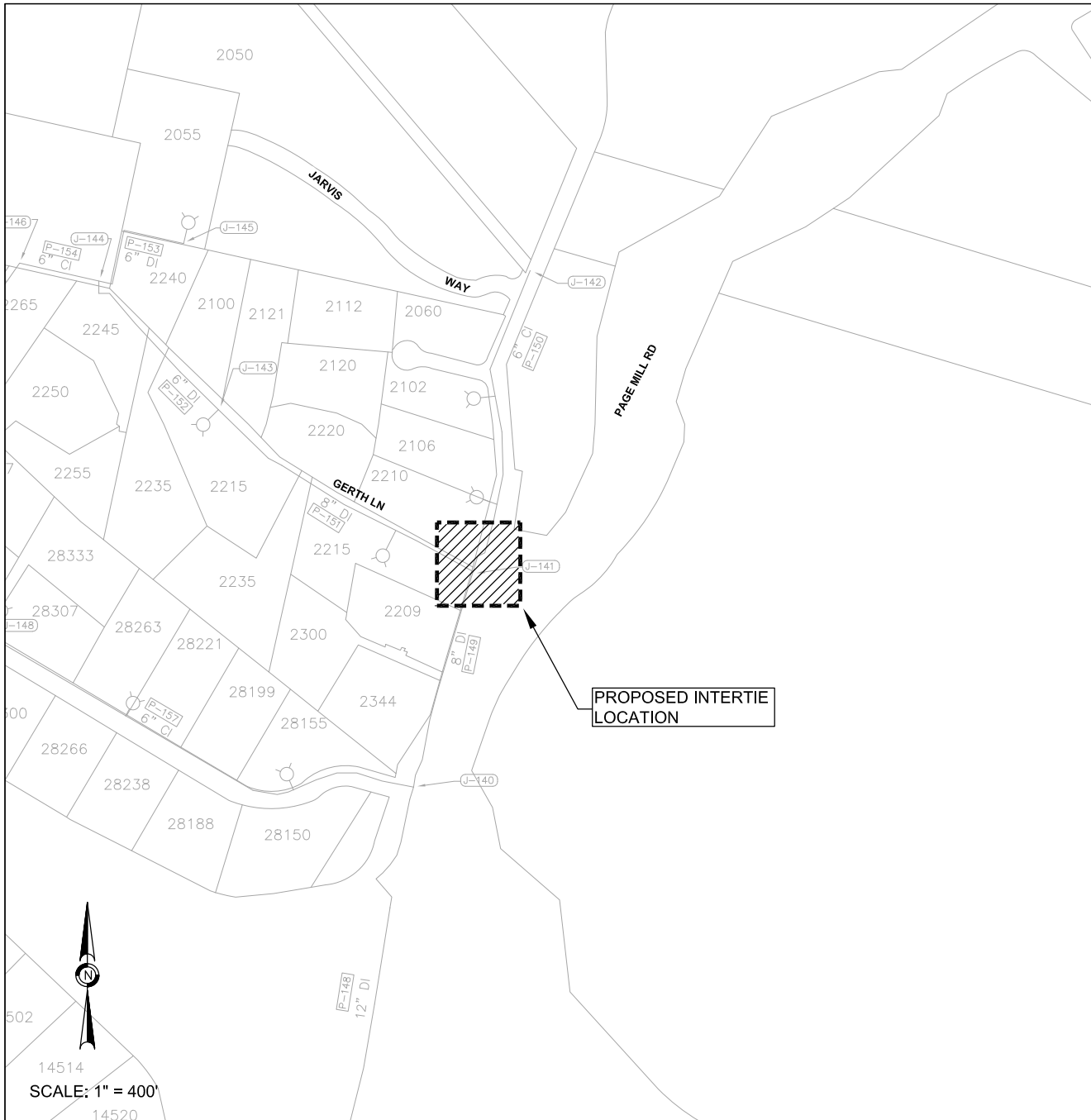
Install 100 LF of 12" DIP
A metered connection with the City of Palo Alto

PROJECT BENEFITS

The Palo Alto/Gerth Ln Interconnection Project will benefit District's customers by allowing water to be available from the City of Palo Alto during an emergency outage. There is a moderate increase in fire protection upon completion of this project.

PROJECT BUDGET (2026)

12" DIP - 100 LF @ \$625/LF	\$ 62,500
Meter, PRV, Backflow Vault	\$ 550,000
Subtotal Construction	\$ 612,500
Planning, Design, & Construction Support	\$ 125,000
Construction Inspection	\$ 65,000
Contingency (±10%)	\$ 82,500
Project Budget	\$ 885,000



PCG
PAKPOUR CONSULTING GROUP

Pakpour Consulting Group, Inc.
6601 Owens Dr STE 230
Pleasanton, CA 94588
925.224.7717 Fax 925.224.7726
www.pcgengr.com

JOB No.	10002.04
DATE	05/07/26
SCALE	AS NOTED
DRAWN:	BY <u>BL</u>
	CKD <u>JP</u>



CAPITAL IMPROVEMENT PROGRAM
PALO ALTO / GERTH LN INTERCONNECTION PROJECT
PROJECT 13-10

DRAWING NAME: I:\CAD\10002_04\dwg\2026_CIP\PRVD-CIP-2026.dwg
PLOT DATE: 05-11-26 PLOTTED BY: BL/JP

PAGE MILL RD (LOWER) WATER MAIN IMPROVEMENTS

PROJECT BACKGROUND

The existing Zone 2 8" Cast Iron Pipe (CIP) between Arastradero Rd and Via Feliz (approximately 3,200 LF), originally constructed in the 1950's-1960's, experienced major leaks over the past decade. The alignment also crosses underneath Matadero Creek approximately 300 LF south of Arastradero Rd. Leaks along this water main have the potential of causing damage to homes and significant damage/erosion to Matadero Creek. This project replaces the existing water main with new 8" Ductile Iron Pipe (DIP) in addition to all appurtenances along the water main.

PROPOSED IMPROVEMENTS

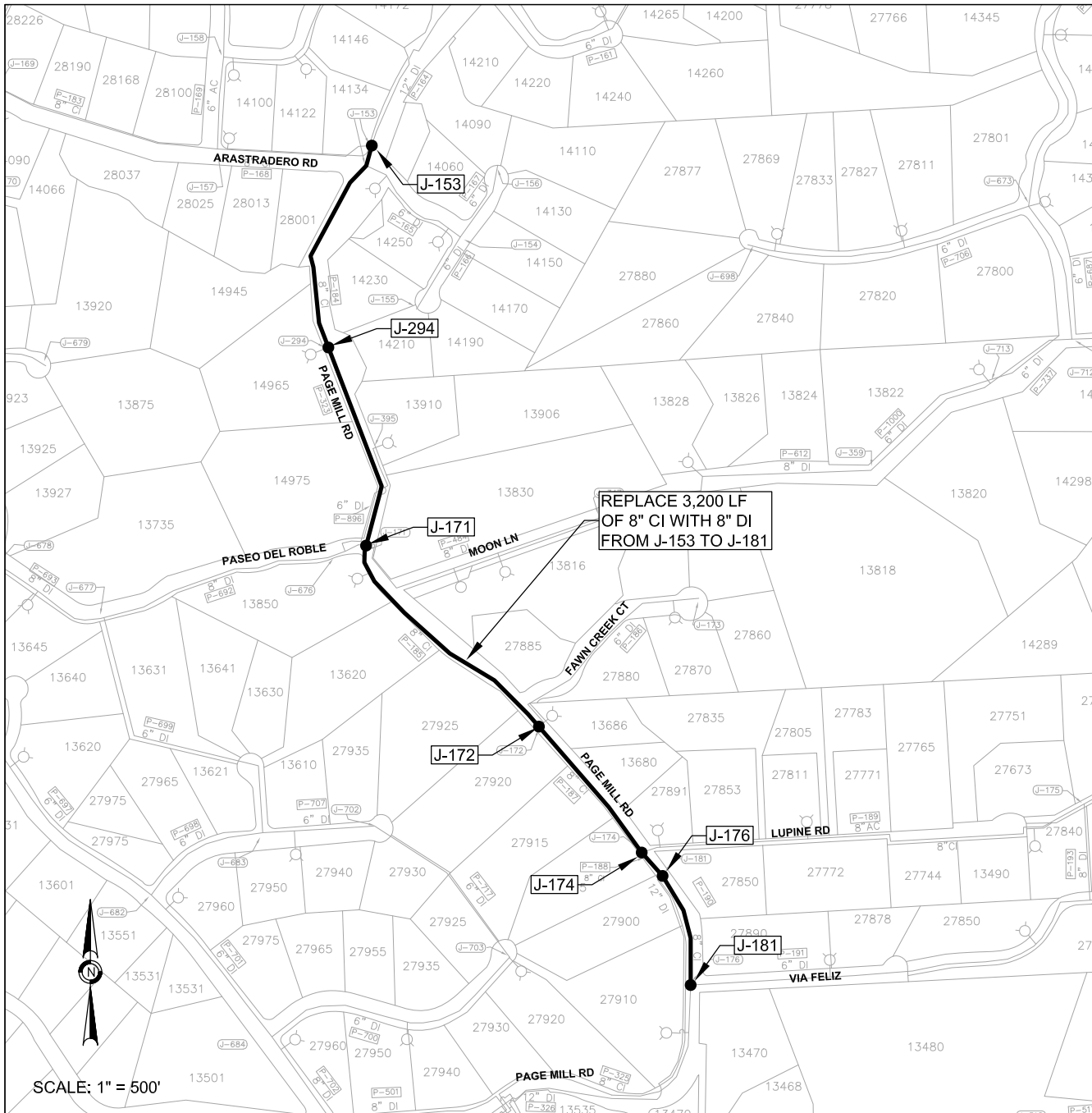
- Replace 3,200 LF of 8" CIP with 8" DIP
- Replace 8 service connections
- Replace 10 fire hydrants

PROJECT BENEFITS

The Page Mill Rd (Lower) Water Main Improvements replaces aging infrastructure, with a history of leaks, with new DIP water main.

PROJECT BUDGET (2026)

8" DIP - 3,200 @ \$525/LF	\$ 1,680,000
Fire Hydrants - 10 @ \$16,000/EA	\$ 160,000
Service Connections - 8 @ \$5,800/EA	\$ 46,400
Subtotal Construction	\$ 1,886,400
Planning, Design, & Construction Support	\$ 285,000
Construction Inspection	\$ 200,000
Contingency (±10%)	\$ 238,600
Project Budget	\$ 2,610,000



REPLACE 3,200 LF
OF 8" CI WITH 8" DI
FROM J-153 TO J-181

SCALE: 1" = 500'



Pakpour Consulting Group, Inc.
6601 Owens Dr STE 230
Pleasanton, CA 94588
925.224.7717 Fax 925.224.7726
www.pcgengr.com

JOB No.	10002.04
DATE	05/07/26
SCALE	AS NOTED
DRAWN:	BY <u>BL</u>
	CKD <u>JP</u>

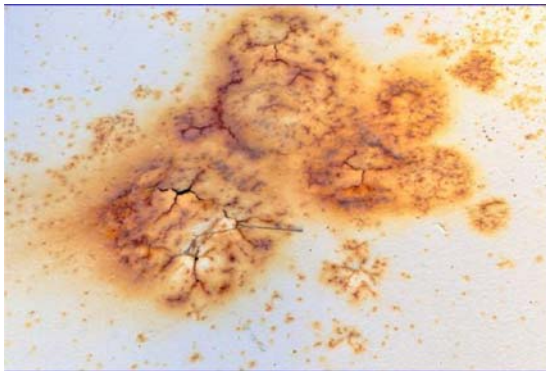



CAPITAL IMPROVEMENT PROGRAM
PAGE MILL ROAD (LOWER) WATER MAIN IMPROVEMENTS
PROJECT 26-01

DRAWING NAME: J:\CAD\101002_04.dwg 2/26 CIP-PRVD-CIP-2026.dwg
PLOT DATE: 05-11-26 PLOTTED BY: BL/JP



LA CRESTA TANK NO. 2 INTERIOR



LA CRESTA TANK NO. 2 EXTERIOR ROOF



LA CRESTA TANK NO. 1 INTERIOR / EXTERIOR



LA CRESTA TANKS NO. 1 & 2 RECOATING

PROJECT BACKGROUND

In 2025, the District conducted coating assessments of all water tanks throughout the system. La Cresta Tank Nos. 1 (100,000 gallon tank) and 2 (900,000 gallon tank) coating assessment concluded the interior linings are nearing their useful service life exhibiting signs of widespread rust, blistering, undercutting, pitting and begriming stages of exfoliation. The investigation recommended the interior relining be replaced along with exterior coating repairs within the next 2-5 years.

PROPOSED IMPROVEMENTS

Recoat the interior and perform exterior coating repairs

PROJECT BENEFITS

The La Cresta Tanks No. 1 & 2 Recoating will extend the service life of both tanks an additional 15-20 years.

PROJECT BUDGET (2026)

Tanks Recoating	\$ 575,000
Appurtenance Upgrades	\$ 50,000
Structural Repairs	\$ 75,000
Subtotal Construction	\$ 700,000
Planning, Design, & Construction Support	\$ 140,000
Construction Inspection	\$ 65,000
Contingency (±10%)	\$ 95,000
Project Budget	\$ 1,000,000



Pakpour Consulting Group, Inc.
6601 Owens Dr STE 230
Pleasanton, CA 94588
925.224.7717 Fax 925.224.7726
www.pcgengr.com

JOB No.	10002.04
DATE	05/07/26
SCALE	AS NOTED
DRAWN: BY	BL
CKD	JP



CAPITAL IMPROVEMENT PROGRAM
LA CRESTA TANKS NO. 1 & 2 RECOATING
PROJECT 25-07

PAGE 5
OF 29

NEARY TANK NO. 1 RECOATING



NEARY NO. 1 TANK INTERIOR

PROJECT BACKGROUND

In 2025, the District conducted coating assessments of all water tanks throughout the system. Neary No. 1's (200,000 gallon tank) coating assessment concluded the interior lining is nearing its useful service life exhibiting signs of widespread rust, blistering, undercutting, pitting and beginning stages of exfoliation. The investigation recommended the interior relining be replaced within the next 2-5 years.

PROPOSED IMPROVEMENTS

Neary 1 - Recoat interior

PROJECT BENEFITS

The Neary Tank No. 1 Recoating will extend the service life of the tank an additional 15-20 years.

PROJECT BUDGET (2026)

Tank Recoating	\$ 160,000
Appurtenance Upgrades	\$ 25,000
Structural Repairs	\$ 25,000
Subtotal Construction	\$ 210,000
Planning, Design, & Construction Support	\$ 65,000
Construction Inspection	\$ 30,000
Contingency (±10%)	\$ 35,000
Project Budget	\$ 340,000



NEARY NO. 1

NEARY NO. 1 TANK AERIAL



NEARY NO. 1 TANK EXTERIOR



Pakpour Consulting Group, Inc.
6601 Owens Dr STE 230
Pleasanton, CA 94588
925.224.7717 Fax 925.224.7726
www.pcgengr.com

JOB No.	10002.04
DATE	05/07/26
SCALE	AS NOTED
DRAWN: BY	BL
CKD	JP



CAPITAL IMPROVEMENT PROGRAM
NEARY TANK NO. 1 RECOATING
PROJECT 25-06

LIDDICOAT CIR / CHRISTOPHERS LN CC FEASIBILITY STUDY

PROJECT BACKGROUND

The existing 6" Cast Iron Pipe (CIP) cross country (CC) water main (A) crossing under I-280 from Christophers Ln to the Liddicoat Subdivision (Subdivision) was constructed in the late 1960's as part of the original interstate construction. Should this water main fail, it could lead to significant freeway damage.

Upon completion of the intertie project with Palo Alto (CIP 13-10), the District will investigate the feasibility of this infrastructure remaining in service with improvements such as lining the existing water main. Keeping this water main in service adds additional redundancy to an area within the District vulnerable to urban wildfire risk.

PROPOSED IMPROVEMENTS

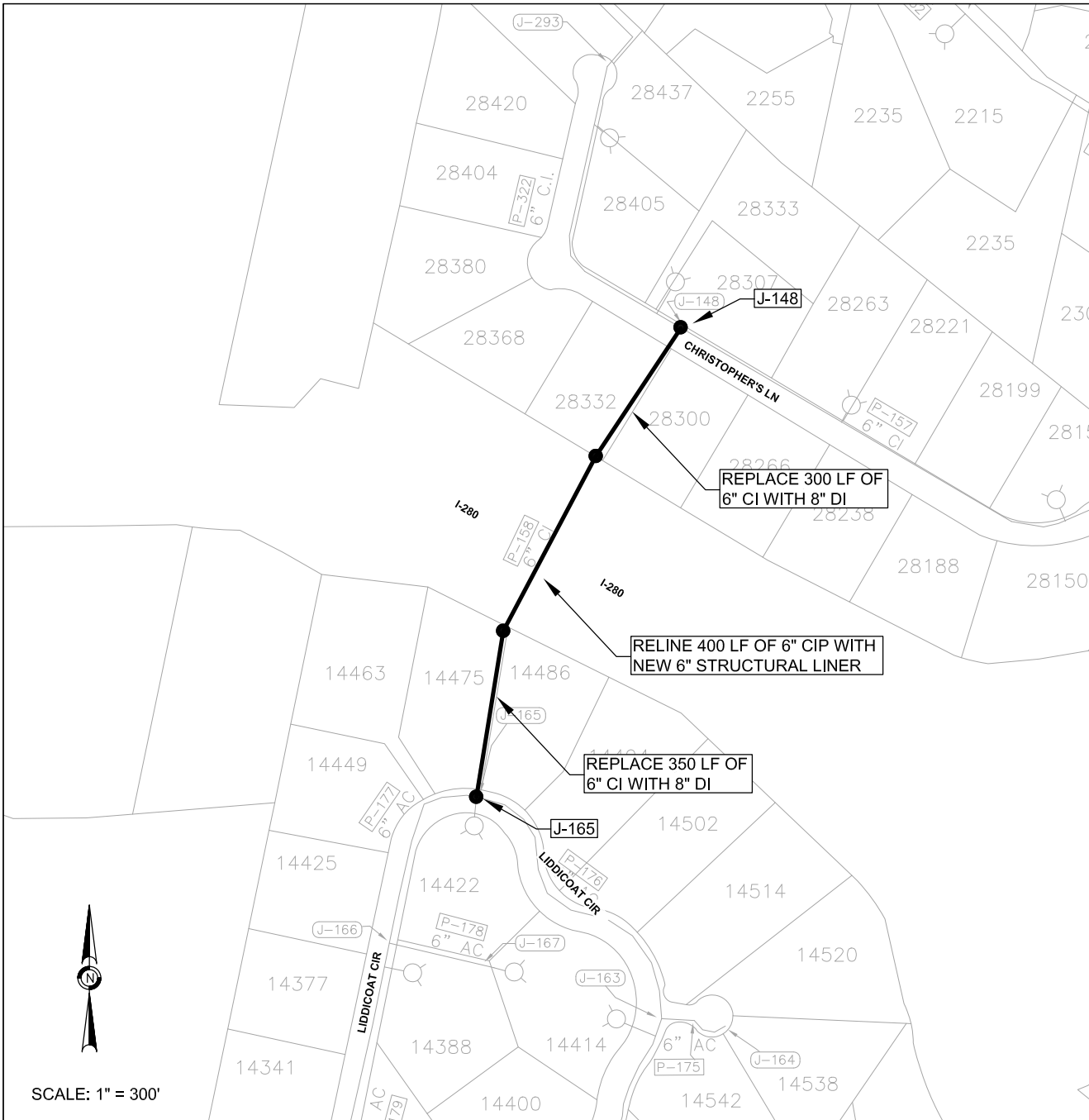
Reline 400 LF of 6" CIP
Pipe Burst 600 LF of 6" CIP w/ 8" DIP or FPVC

PROJECT BENEFITS

The Liddicoat Cir / Christophers Ln Cross Country Feasibility Study researches the possibility of keeping an active cross-country in service for wildfire redundancy.

PROJECT BUDGET (2026)

Feasibility Study \$ 200,000



SCALE: 1" = 300'

PCG
PAKPOUR
CONSULTING GROUP

Pakpour Consulting Group, Inc.
6601 Owens Dr STE 230
Pleasanton, CA 94588
925.224.7717 Fax 925.224.7726
www.pcgengr.com

JOB No.	10002.04
DATE	05/07/26
SCALE	AS NOTED
DRAWN:	BY <u>BL</u>
	CKD <u>JP</u>



CAPITAL IMPROVEMENT PROGRAM
LIDDICOAT CIR / CHRISTOPHERS LN CC FEASIBILITY STUDY
PROJECT 26-03

PAGE MILL RD (UPPER) WATER MAIN IMPROVEMENTS

PROJECT BACKGROUND

An existing 1,500 LF 6" Cast Iron Pipe (CIP) cross country (CC) water main exists between Page Mill Rd (J-801) and Canyon Rd (J-XXX). This water main is located in mountainous, hard to access, cross country terrain, with homes located below on Canyon Rd. Any leaks on this water main may cause severe hillside and property damage. To maintain existing fire flow's throughout Zone 4 upon abandonment of this water main, 1,200 LF of 8" CIP along Page Mill Rd will be replaced with 12" Ductile Iron Pipe (DIP). Distribution System Analysis No. 254

PROPOSED IMPROVEMENTS

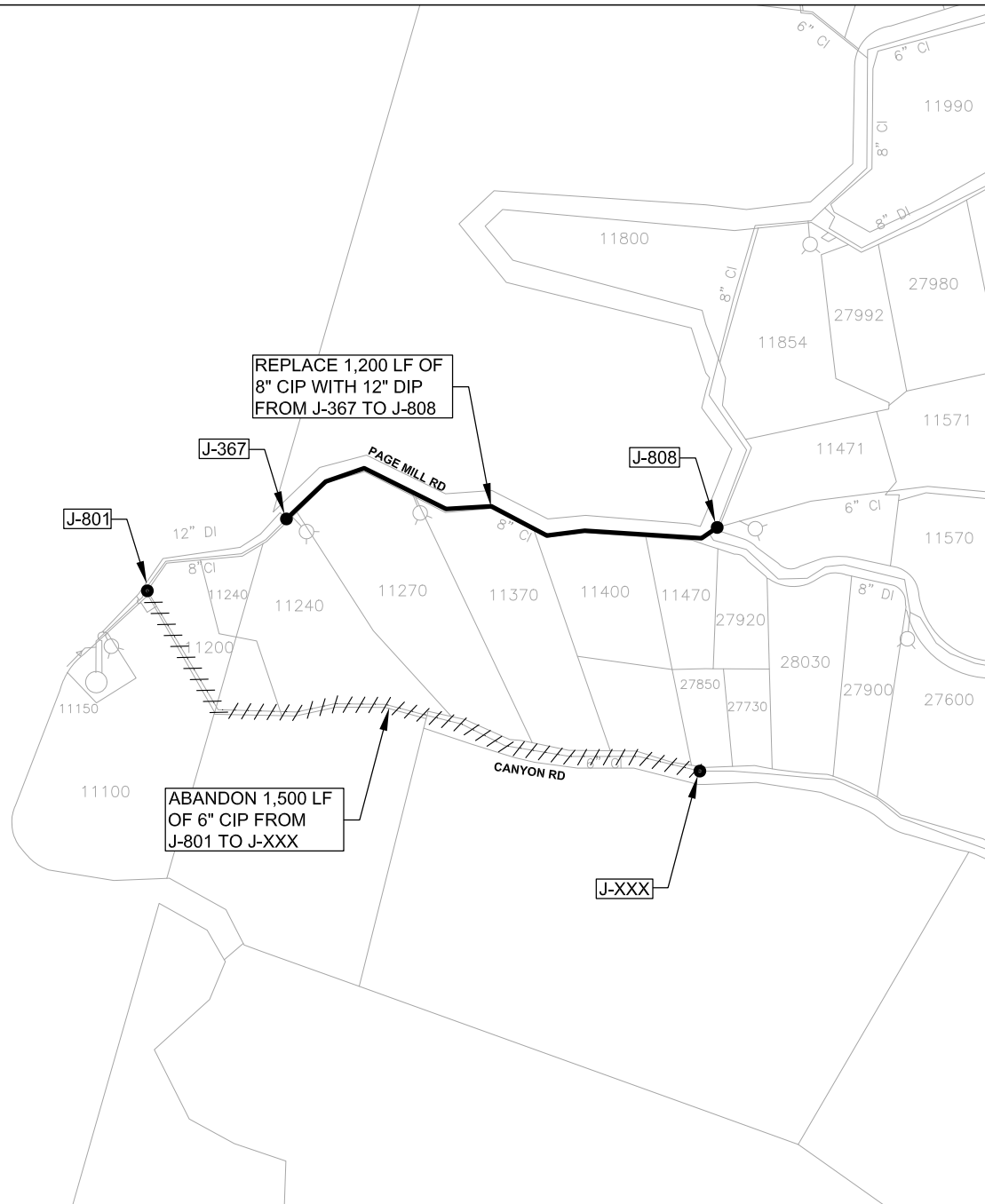
Abandon 1,500 LF of 6" CIP
 Replace 1,200 LF of 8" CIP with 12" DIP
 Replace 3 fire hydrants
 Replace 4 service connections

PROJECT BENEFITS

The Page Mill Rd (Upper) Water Main Improvements abandons a high risk CC water main and slightly increase fire protection in the area.

PROJECT BUDGET (2026)

12" DIP - 1,200 LF @ \$625/LF	\$ 750,000
Fire Hydrants - 3 @ \$16,000/EA	\$ 48,000
Service Connections - 4 @ \$5,800/EA	\$ 23,200
Subtotal Construction	\$ 821,200
Planning, Design, & Construction Support	\$ 165,000
Construction Inspection	\$ 85,000
Contingency (±10%)	\$ 108,800
Project Budget	\$ 1,180,000



REPLACE 1,200 LF OF
8" CIP WITH 12" DIP
FROM J-367 TO J-808

ABANDON 1,500 LF
OF 6" CIP FROM
J-801 TO J-XXX



SCALE: 1" = 400'



Pakpour Consulting Group, Inc.
 6601 Owens Dr STE 230
 Pleasanton, CA 94588
 925.224.7717 Fax 925.224.7726
 www.pcgengr.com

JOB No.	10002.04
DATE	05/07/26
SCALE	AS NOTED
DRAWN: BY	BL
CKD	JP



CAPITAL IMPROVEMENT PROGRAM
 PAGE MILL RD (UPPER) WATER MAIN IMPROVEMENTS
 PROJECT 13-06

PAGE 8
 OF 29

LA CRESTA TANK CC / ANACAPA DR WATER MAIN IMPROVEMENTS

PROJECT BACKGROUND

The 8" Cast Iron Pipe (CIP) cross country (CC) water main from Anacapa Dr (at Anacapa Ct) to La Cresta Tank site is located between several newly remodeled homes. The water main serves as a vital link between the McCann Pump Station and La Cresta Tanks and needs to remain in operation. It was installed in 1959 as part of the original distribution system. A leak on this water main could cause catastrophic damage to surrounding homes. This project replaces the existing CIP with new 8" Ductile Iron Pipe (DIP) in the same location. Due to topography, alternative construction methods such as slip lining or horizontal directional boring will be considered for installation. Distribution System Analysis No. 65

In addition, approximately 1,200 LF of 8" CIP along Anacapa Dr and Ascension Dr between Anacapa Ct and the McCann Tank Site has experienced multiple leaks within the past few years. Due to road topography, leaks along this stretch has high potential of damaging residential properties. For this reason, this project will also replace the CIP with new 8" DIP.

PROPOSED IMPROVEMENTS

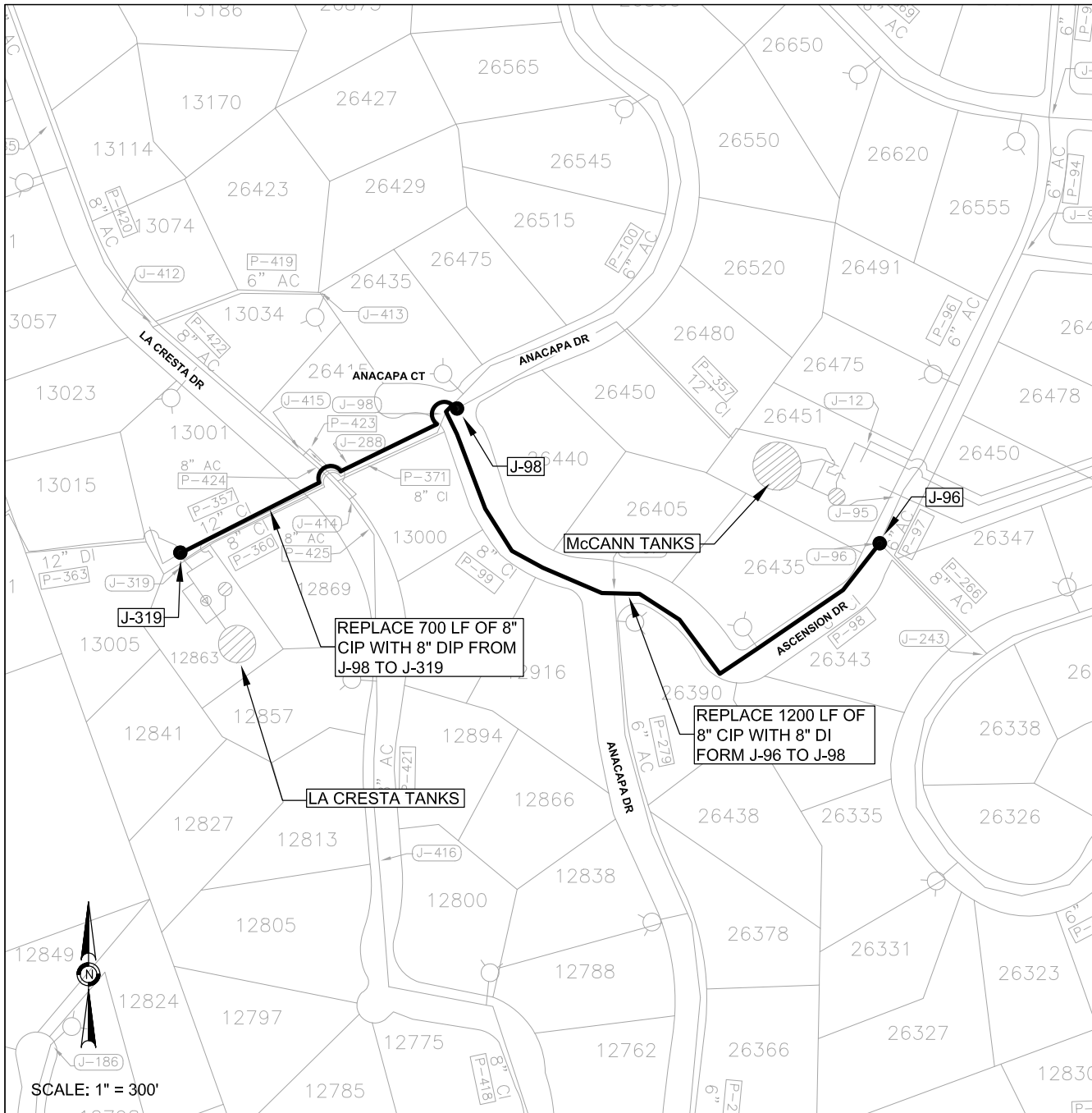
- Replace 1,900 LF of 8" CIP with 8" DIP
- Replace 4 service connections
- Replace 1 fire hydrant

PROJECT BENEFITS

The La Cresta CC / Anacapa Dr Water Main Improvements replaces old infrastructure with new water main and increases system reliability.

PROJECT BUDGET (2026)

8" DIP - 1,900 LF @ \$525/LF	\$ 997,500
Fire Hydrants - 1 @ \$16,000/EA	\$ 16,000
Service Connections - 4 @ \$5,800/EA	\$ 23,200
Subtotal Construction	\$ 1,036,700
Planning, Design, & Construction Support	\$ 175,000
Construction Inspection	\$ 110,000
Contingency (±10%)	\$ 133,300
Project Budget	\$ 1,455,000



SCALE: 1" = 300'



Pakpour Consulting Group, Inc.
6601 Owens Dr STE 230
Pleasanton, CA 94588
925.224.7717 Fax 925.224.7726
www.pcgengr.com

JOB No.	10002.04
DATE	05/07/26
SCALE	AS NOTED
DRAWN:	BY <u>BL</u>
	CKD <u>JP</u>



CAPITAL IMPROVEMENT PROGRAM
LA CRESTA TANK CC WATER MAIN IMPROVEMENTS
PROJECT 13-08

PAGE 9

OF 29

McCANN TANKS NO. 1 & 2 REOCATING

PROJECT BACKGROUND

In 2025, the District conducted coating assessments of all water tanks throughout the system. Both McCann Tanks - Tank 1 (130,000 gallons) and Tank 2 (960,000 gallons) coating assessments concluded the interior linings are nearing their useful service life exhibiting signs of widespread rust, blistering, undercutting, pitting and begriming stages of exfoliation. In addition, the tank exteriors exhibited minor defects such as rust spots, spot peeling in isolated areas. The investigation recommended the interior relining and exterior be replaced along within the next 3-6 years.

PROPOSED IMPROVEMENTS

Recoat the exterior and interior of both tanks.

PROJECT BENEFITS

The McCann Tanks No. 1 & 2 Recoating will extend the service life of the tanks an additional 15-20 years.

PROJECT BUDGET (2026)

Tank Recoating	\$ 975,000
Appurtenance Upgrades	\$ 50,000
Structural Repairs	\$ 75,000
Subtotal Construction	\$ 1,100,000
Planning, Design, & Construction Support	\$ 165,000
Construction Inspection	\$ 110,000
Contingency (±10%)	\$ 100,000
Project Budget	\$ 1,475,000



McCANN TANK NO. 1



McCANN TANK NO. 2

JOB No.	10002.04
DATE	05/07/26
SCALE	AS NOTED
DRAWN: BY	BL
CHKD	JP



DRAWING NAME: I:\CADD\10002_04.dwg/2026 CIP-PRVD-CIP-2026.dwg
PLOT DATE: 05-11-26 PLOTTED BY: BL/JP

FOOTHILL COLLEGE WATER MAIN IMPROVEMENTS

PROJECT BACKGROUND

The existing Zone 3 8" Cast Iron Pipe (CIP) within the Foothill College campus between Josefa Ln and El Monte Rd (approximately 2,300 LF), installed in the early 1960's, experienced major leaks over the past few years. This main provides critical infrastructure and fire protection to the college campus. Leaks along this high-pressure water main have the potential of causing significant damage to the surrounding area. This section of water main was switched from Zone 2 to high-pressure Zone 3 in 2005, adding additional stress to the cast iron water mains. This project replaces the existing water main with new 8" Ductile Iron Pipe (DIP) in addition to all appurtenances along the water main.

PROPOSED IMPROVEMENTS

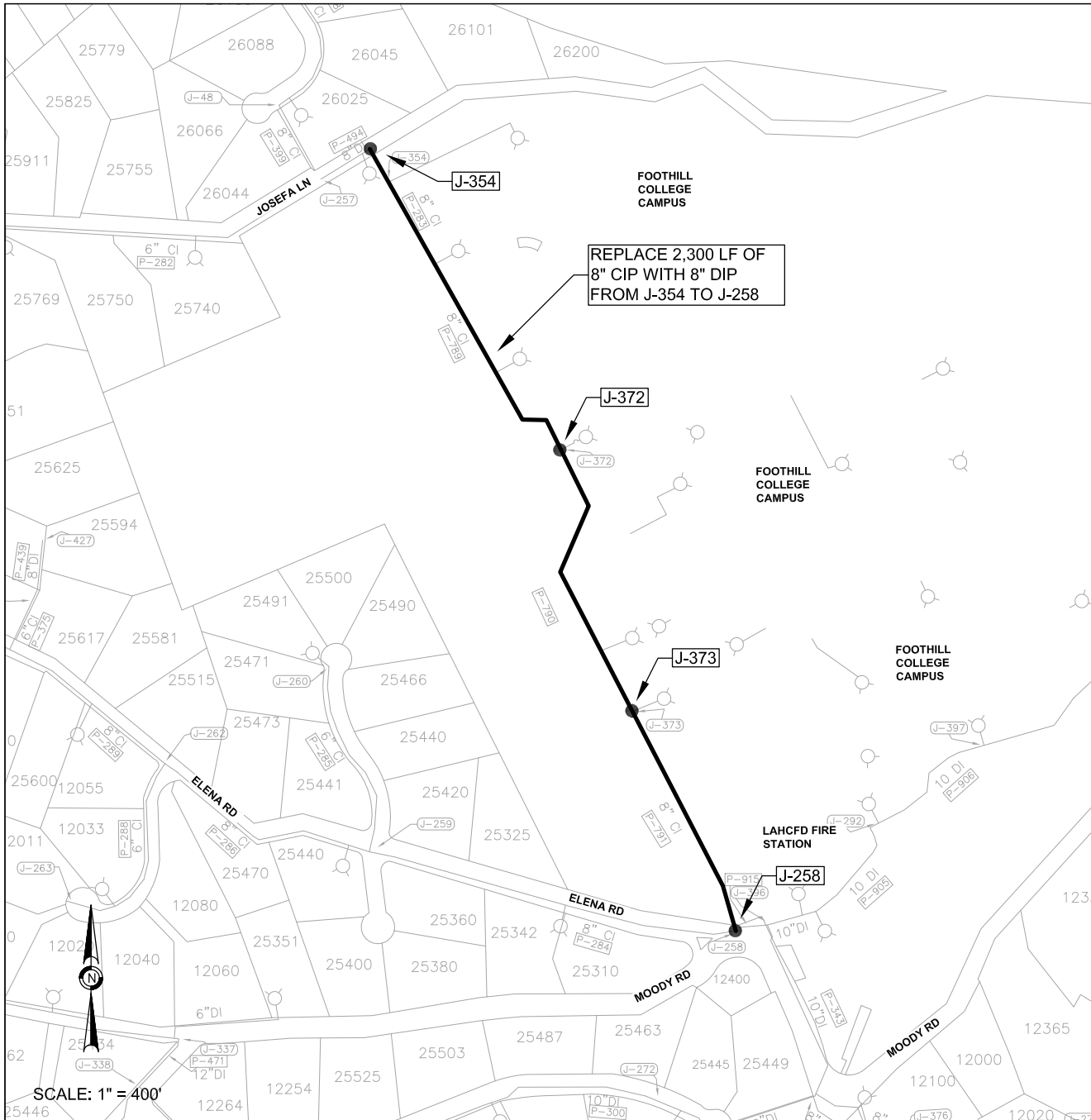
Replace 2,300 LF of 8" CIP with 8" DIP
 Replace 7 service connections
 Replace 8 fire hydrants

PROJECT BENEFITS

The Foothill College Water Main Improvements replaces aging infrastructure, with a history of leaks, with new DIP water main.

PROJECT BUDGET (2026)

8" DIP - 2,300 @ \$525/LF	\$ 1,207,500
Fire Hydrants - 8 @ \$16,000/EA	\$ 128,000
Service Connections - 7 @ \$5,800/EA	\$ 40,600
Subtotal Construction	\$ 1,376,100
Planning, Design, & Construction Support	\$ 210,000
Construction Inspection	\$ 140,000
Contingency (±10%)	\$ 178,900
Project Budget	\$ 1,905,000



REPLACE 2,300 LF OF
8" CIP WITH 8" DIP
FROM J-354 TO J-258

SCALE: 1" = 400'

PCG
PAKPOUR CONSULTING GROUP

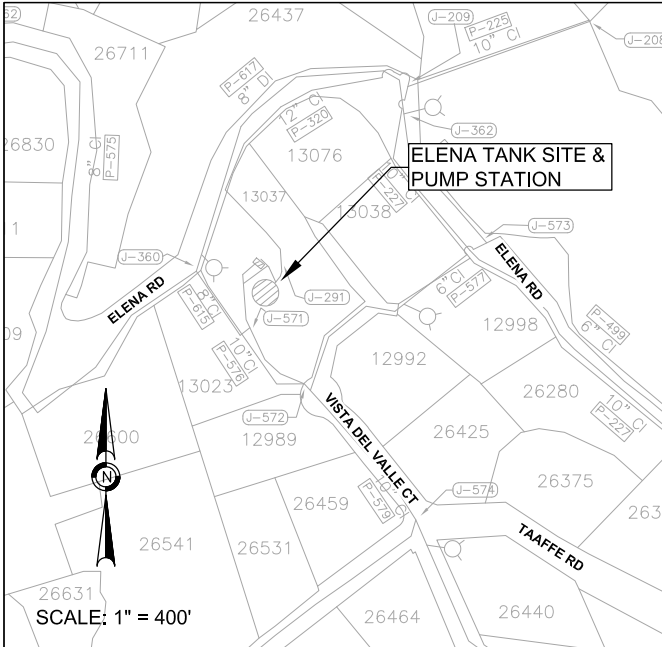
Pakpour Consulting Group, Inc.
6601 Owens Dr STE 230
Pleasanton, CA 94588
925.224.7717 Fax 925.224.7726
www.pcgengr.com

JOB No.	10002.04
DATE	05/07/26
SCALE	AS NOTED
DRAWN:	BY <u>BL</u>
	CKD <u>JP</u>

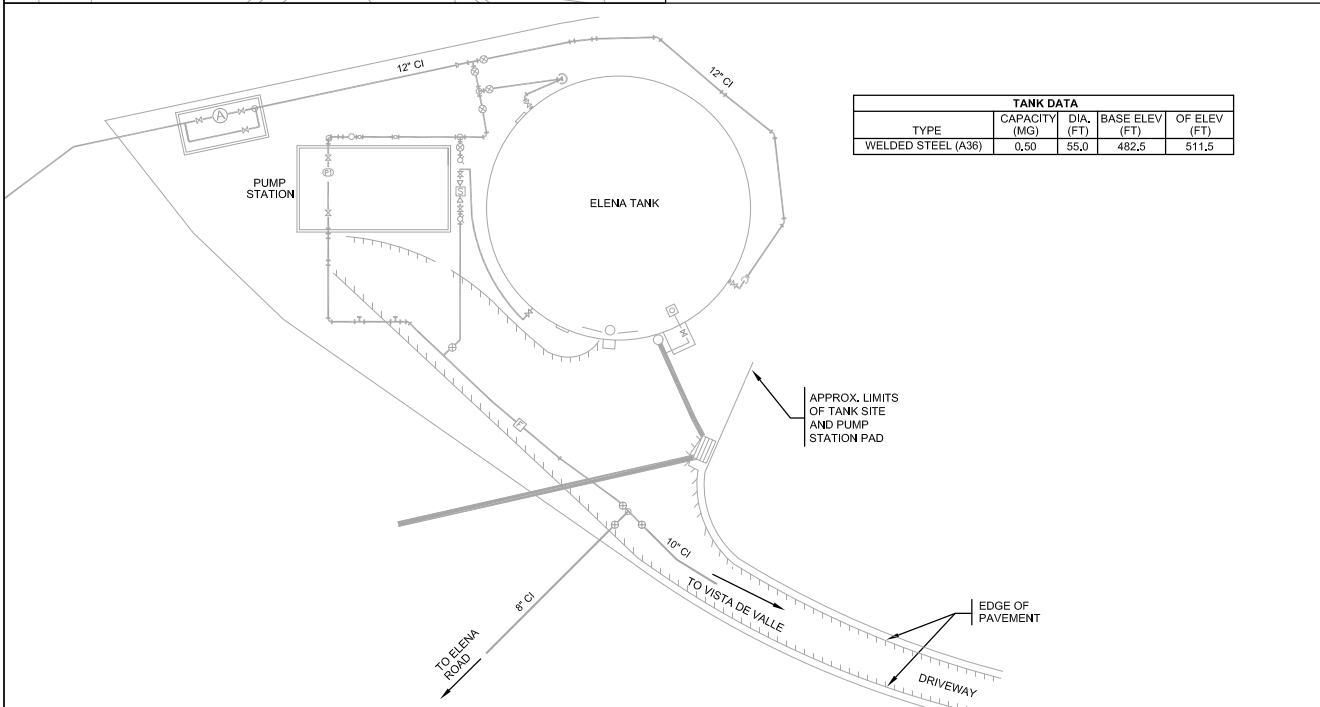


CAPITAL IMPROVEMENT PROGRAM
FOOTHILL COLLEGE WATER MAIN IMPROVEMENTS
PROJECT 26-04

DRAWING NAME: I:\CAD\101002_04.dwg 2/26/26 CIP-PRVD-CIP-26-04.dwg
PLOT DATE: 05-11-26 PLOTTED BY: BL/JP



ELENA TANK INTERIOR



TANK DATA				
TYPE	CAPACITY (MG)	DIA. (FT)	BASE ELEV (FT)	OF ELEV (FT)
WELDED STEEL (A36)	0,50	55,0	482,5	511,5

ELENA TANK RECOATING & SEISMIC IMPROVEMENTS

PROJECT BACKGROUND

In 2012, the structural engineering firm of G&E Engineering Systems performed a District wide seismic vulnerability assessment. The assessment considered the combined effects of large earthquakes on the San Andreas and Hayward faults on SFPUC and District systems as they existed in 2012. Due to a lack of an adequate foundation, the current 500,000 gallon Elena Tank does not meet minimum seismic standards of a 475-year earthquake.

In addition, in 2025 the District conducted a coating investigation and concluded the interior lining is nearing it's useful service life exhibiting signs of widespread rust, blistering, undercutting, pitting and begriming stages of exfoliation. The investigation recommended interior relining replacement within the next 2-5 years.

This project involves constructing a new tank foundation/anchoring system and relining the interior.

PROPOSED IMPROVEMENTS

Install a new tank foundation/anchoring system and interior relining.

PROJECT BENEFITS

The Elena Tank Recoating & Seismic Improvements will allow Elena Tank to remain operational in addition to increasing fire protection reliability after a 475-year earthquake and extend the tank's service life.

PROJECT BUDGET (2026)

Structural Analysis Update	\$ 50,000
Tank Foundation	\$ 600,000
Appurtenance Upgrades	\$ 25,000
Structural Repairs	\$ 100,000
Interior Recoating	\$ 350,000
Subtotal Construction	\$ 1,125,000
Planning, Design, & Construction Support	\$ 170,000
Construction Inspection	\$ 150,000
Contingency (±10%)	\$ 150,000
Project Budget	\$ 1,595,000

JULIETTA LN & DEER SPRINGS WAY WATER MAIN IMPROVEMENTS

PROJECT BACKGROUND

The existing 800 LF 8" Cast Iron Pipe (CIP) cross country (CC) water main between fire hydrants 31.40 (end of Deer Springs Way) and 32.40 (end of Julietta Ln) was taken out of service due to several leaks in 2008. This project reinstates the water main in this location by installing a new 8" Ductile Iron Pipe (DIP). In addition, this project will install approximately 500 LF of 8" DIP to reconnect Chaparral Way and install approximately 300 LF of 6" DIP to relocate fire hydrant 32.40 at the end of Julietta Ln. This project is consistent with District goals to replace old CIP with new DIP into accessible locations. Distribution System Analysis No. 164

PROPOSED IMPROVEMENTS

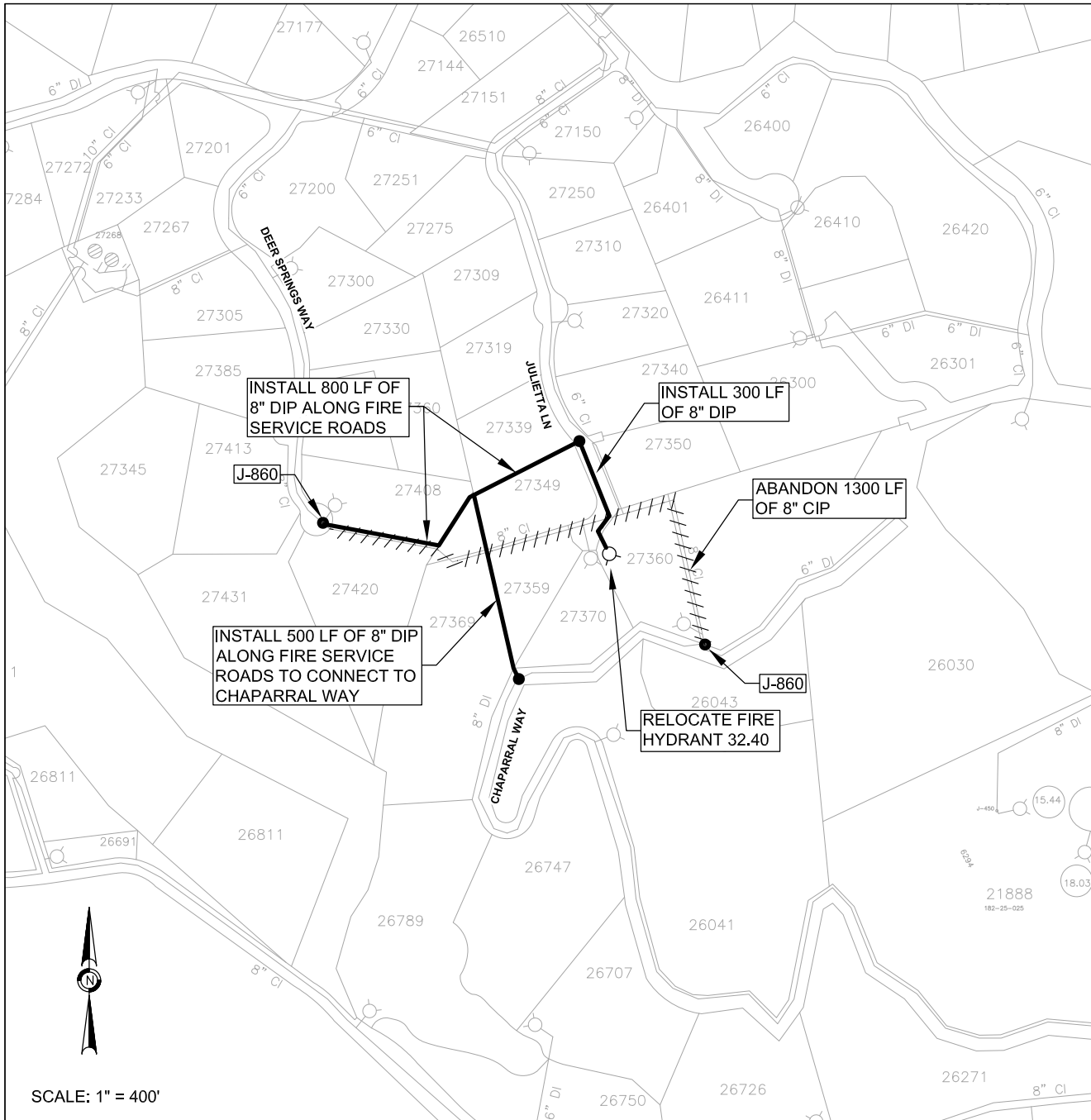
Abandon 1,300 LF of 8" CIP
 Install 1,600 LF of 8" DIP
 Replace 1 fire hydrant
 Replace 5 service connections

PROJECT BENEFITS

The Julietta Ln & Deer Springs Way Water Main Improvements will replace old infrastructure and moderately improve fire flows in the area.

PROJECT BUDGET (2026)

8" DIP - 1,600 LF @ \$525/LF	\$ 840,000
Fire Hydrants - 1 @ \$16,000/EA	\$ 16,000
Service Connections - 5 @ \$5,800/EA	\$ 29,000
Subtotal Construction	\$ 885,000
Planning, Design, & Construction Support	\$ 177,000
Construction Inspection	\$ 90,000
Contingency (±10%)	\$ 118,000
Project Budget	\$ 1,270,000



SCALE: 1" = 400'



Pakpour Consulting Group, Inc.
 6601 Owens Dr STE 230
 Pleasanton, CA 94588
 925.224.7717 Fax 925.224.7726
 www.pcgengr.com

JOB No.	10002.04
DATE	05/07/26
SCALE	AS NOTED
DRAWN:	BY <u>BL</u>
	CKD <u>JP</u>



CAPITAL IMPROVEMENT PROGRAM
JULIETTA LN & DEER SPRINGS WAY WM IMPROVEMENTS
 PROJECT 09-01

PAGE 13
 OF 29

FREMONT RD PHASE 2 WATER MAIN IMPROVEMENTS

PROJECT BACKGROUND

The existing water main along Fremont Rd consists of 1,400 LF of 8" Cast Iron Pipe (CIP). This water main was installed in the late 1950's and the District has experienced extensive leaks over the years along this stretch of water main with substantial damage to residential property. This project replaces the existing CIP water main with new 8" Ductile Iron Pipe (DIP) along Fremont Rd between Manuella Ln and Campo Vista Ln.

PROPOSED IMPROVEMENTS

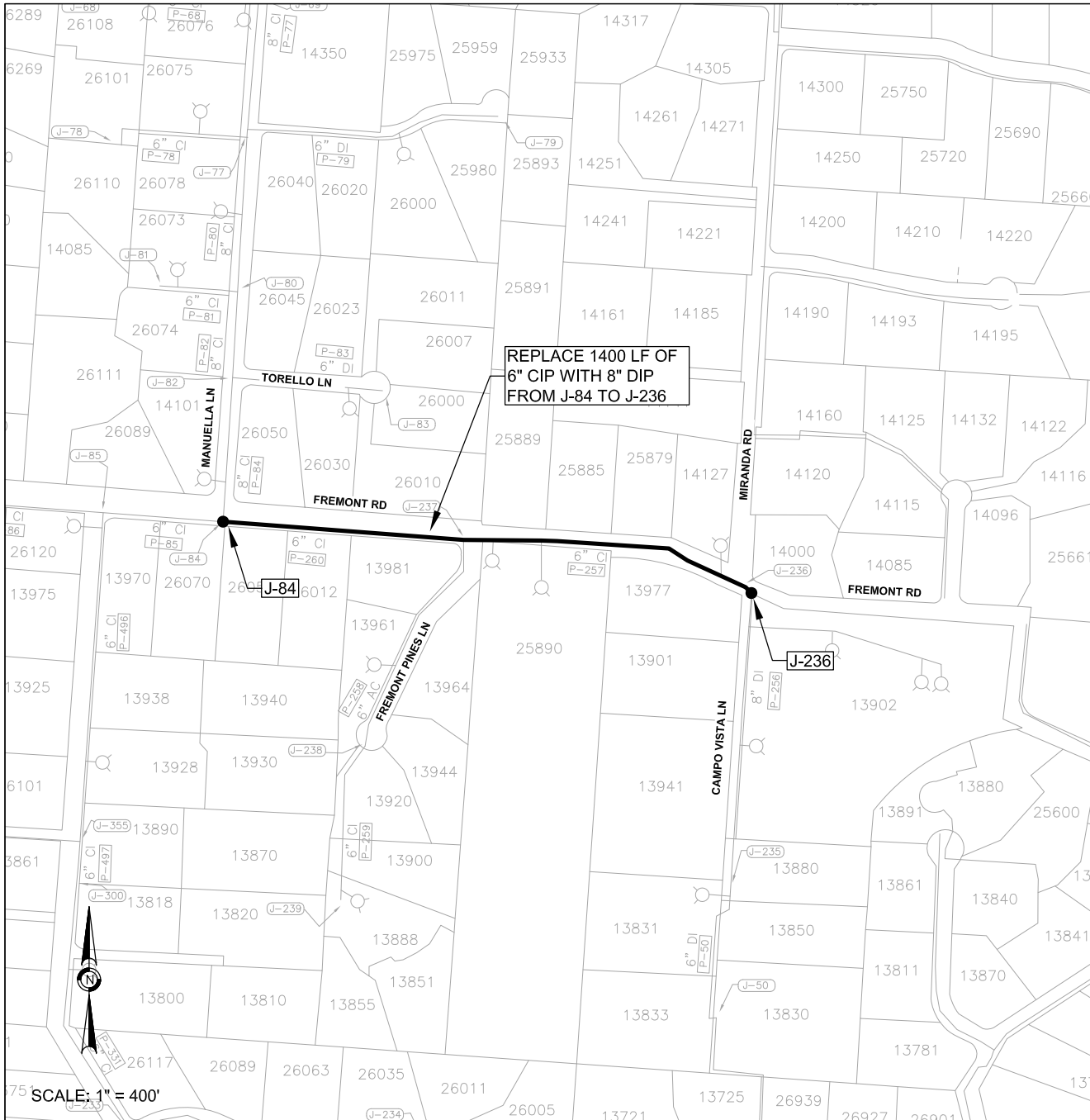
Replace 1,400 LF of 6" CIP with 8" DIP
 Replace 3 fire hydrants
 Replace 9 service connections

PROJECT BENEFITS

The Fremont Rd Phase 2 Water Main Improvements replaces old infrastructure, with a history of extensive leaks, with new water main.

PROJECT BUDGET (2026)

8" DIP - 1,400 LF @ \$525/LF	\$ 735,000
Fire Hydrants - 3 @ \$16,000/EA	\$ 48,000
Service Connections - 9 @ \$5,800/EA	\$ 52,200
Subtotal Construction	\$ 835,200
Planning, Design, & Construction Support	\$ 170,000
Construction Inspection	\$ 85,000
Contingency (±10%)	\$ 114,800
Project Budget	\$ 1,205,000



REPLACE 1400 LF OF
6" CIP WITH 8" DIP
FROM J-84 TO J-236



SCALE: 1" = 400'



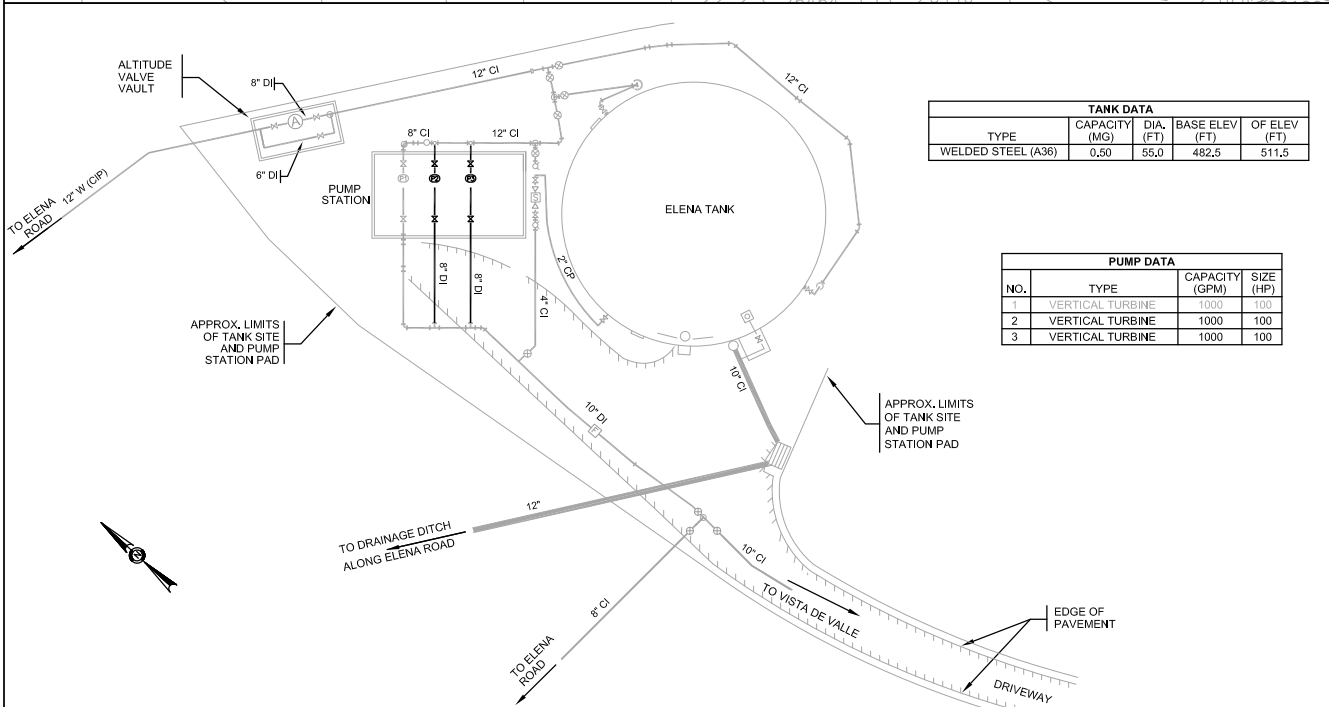
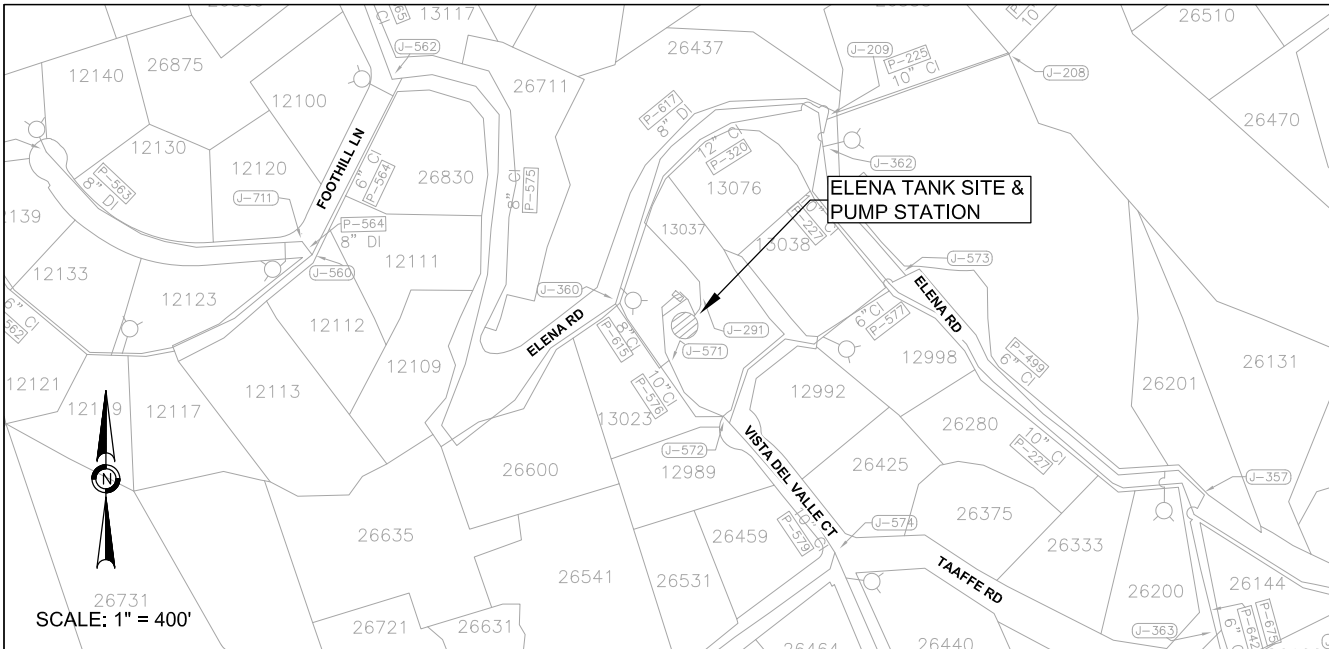
Pakpour Consulting Group, Inc.
 6601 Owens Dr STE 230
 Pleasanton, CA 94588
 925.224.7717 Fax 925.224.7726
 www.pcgengr.com

JOB No.	10002.04
DATE	05/07/26
SCALE	AS NOTED
DRAWN:	BY <u>BL</u>
CKD	<u>JP</u>



CAPITAL IMPROVEMENT PROGRAM
 FREMONT RD PHASE 2 WATER MAIN IMPROVEMENTS
 PROJECT 20-01

DRAWING NAME: I:\CADD\101002_04\dwg\2026_CIP\PRD\CIP-2026.dwg
 PLOT DATE: 05-11-26 PLOTTED BY: BL/JP



ELENA PUMP STATION IMPROVEMENTS

PROJECT BACKGROUND

The Elena Tank and Pump Station is located directly in the middle of the District making it an ideal location to move water from Zone 2 to Zone 3. The potential of purchasing or transferring water from/to Cal Water at the Robleda Rd and Alta Tierra inter-tie increases the critical nature of the Elena Tank and Pump Station in the storage and distribution of this water. The Elena Pump Station was originally designed to house three Zone 3 pumps, with two operating simultaneously. Currently there is only one Zone 3 pump at the pump station. This project installs two new 1,000 gpm Zone 3 pumps, replaces of the existing wood pump building with a new larger masonry building, and installs an fire suppression system.

PROPOSED IMPROVEMENTS

- Install new pump manifold
- Install 2 new Zone 3 pumps and controls
- Install new pump barrels
- Construct a new building with fire suppression system

PROJECT BENEFITS

The Elena Pump Station Improvements will maximize the pump stations efficiency in moving water from Zone 2 to Zone 3, improves building resiliency against potential earthquakes/fire, and increase fire protection reliability.

PROJECT BUDGET (2026)

Pump Manifold	\$ 265,000
2 Pumps and Controls	\$ 660,000
Pump Barrels	\$ 135,000
Pump Station Building	\$ 600,000
Subtotal Construction	\$ 1,660,000
Planning, Design, & Construction Support	\$ 250,000
Construction Inspection	\$ 170,000
Contingency (±10%)	\$ 210,000
Project Budget	\$ 2,290,000

STONEBROOK DR WATER MAIN IMPROVEMENTS

PROJECT BACKGROUND

In 1999, as part of the Quarry Hills Subdivision, the developer installed approximately 6,100 LF of 10" Ductile Iron Pipe (DIP) from the Neary Tank Driveway on La Loma Dr to Prospect Ave. In 2001, Foothill College District requested additional flows from the District as part of its overall campus improvements. In 2004, the District and Foothill College installed approximately 7,000 LF of 10" DIP along Adobe Ln, Pricilla Ln, El Monte Rd and through Foothill College. This project will join the 1999 and 2004 projects and replace 1,300 LF of 6" DIP with 12" DIP along with installing 600 LF of new 12" DIP to complete the connection. This project greatly increases available pressures and flows on the campus and surrounding neighborhoods along with increasing Neary Tank utilization. Distribution System Analysis No. 82

PROPOSED IMPROVEMENTS

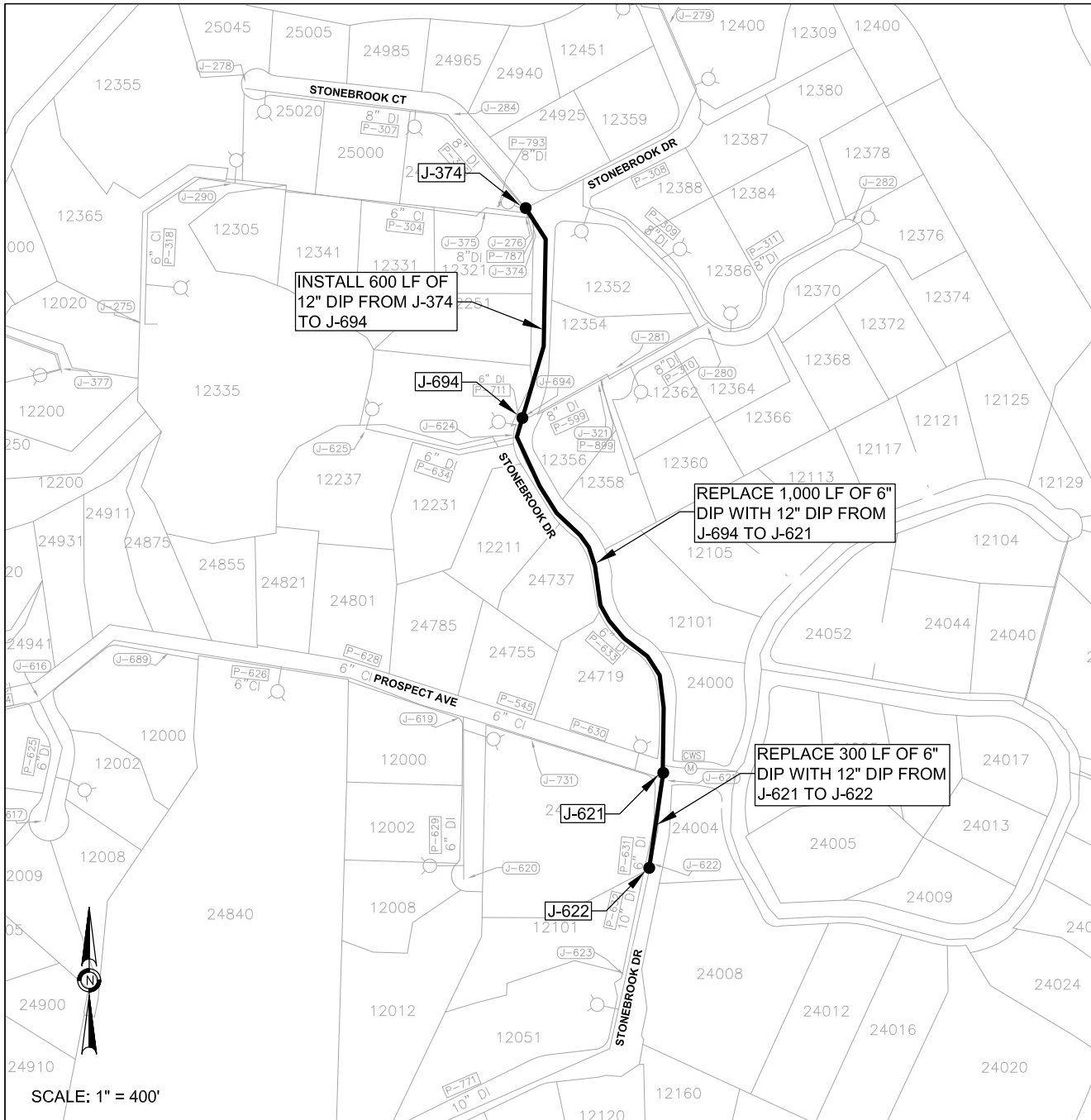
Replace 1,300 LF of 6" CIP with 12" DIP
 Install 600 LF of new 12" DIP
 Replace 3 fire hydrants
 Replace 4 service connections

PROJECT BENEFITS

The Stonebrook Dr Water Main Improvements improves fire flows in the southern portion of the District in addition to improving Neary Tank utilization.

PROJECT BUDGET (2026)

12" DIP - 1,900 LF @ \$625/LF	\$ 1,187,500
Fire Hydrants - 3 @ \$16,000/EA	\$ 48,000
Service Connections - 4 @ \$5,800/EA	\$ 23,200
Subtotal Construction	\$ 1,258,700
Planning, Design, & Construction Support	\$ 190,000
Construction Inspection	\$ 130,000
Contingency (±10%)	\$ 161,300
Project Budget	\$ 1,740,000



PCG
PAKPOUR
 CONSULTING GROUP

Pakpour Consulting Group, Inc.
 6601 Owens Dr STE 230
 Pleasanton, CA 94588
 925.224.7717 Fax 925.224.7726
 www.pcgengr.com

JOB No.	10002.04
DATE	05/07/26
SCALE	AS NOTED
DRAWN:	BY <u>BL</u>
	CKD <u>JP</u>



CAPITAL IMPROVEMENT PROGRAM
 STONEBROOK DR WATER MAIN IMPROVEMENTS
 PROJECT 07-13

PAGE 16

OF 29

ALTAMONT RD ZONE 4 WATER MAIN IMPROVEMENTS

PROJECT BACKGROUND

The existing 6" Cast Iron Pipe (CIP) water main along Altamont Rd between Appaloosa Way and Julietta Ln has had several leaks over past years. The water main is located behind the curb, encumbered by several existing oak trees, with difficult accessibility. The services along this section of water main are direct tap without service saddles. This project replaces approximately 1,300 LF of 6" CIP with 8" Ductile Iron Pipe (DIP). This project is consistent with the District goals to replace old CIP with DIP into accessible locations.

PROPOSED IMPROVEMENTS

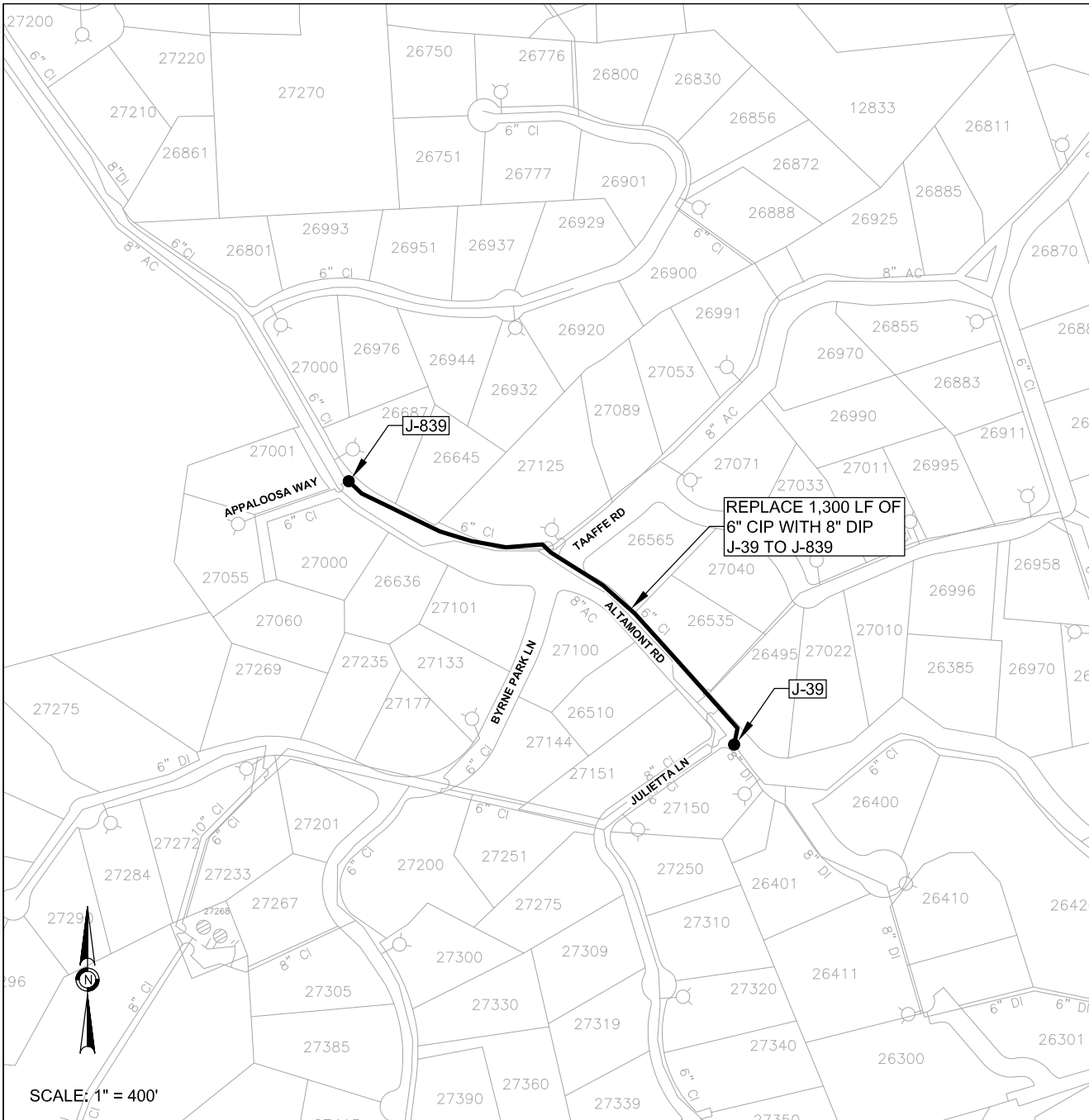
Replace 1,300 LF of 6" CIP with 8" DIP
 Replace 2 fire hydrants
 Replace 10 service connections

PROJECT BENEFITS

The Altamont Rd Zone 4 Water Main Improvements replaces old infrastructure, with a history of leaks, with new water main, and slightly increases fire protection in the area.

PROJECT BUDGET (2026)

8" DIP - 1,300 LF @ \$525/LF	\$ 682,500
Fire Hydrants - 2 @ \$16,000/EA	\$ 32,000
Service Connections - 10 @ \$5,800/EA	\$ 58,000
Subtotal Construction	\$ 772,500
Planning, Design, & Construction Support	\$ 155,000
Construction Inspection	\$ 80,000
Contingency (±10%)	\$ 102,500
Project Budget	\$ 1,110,000



SCALE: 1" = 400'



Pakpour Consulting Group, Inc.
 6601 Owens Dr STE 230
 Pleasanton, CA 94588
 925.224.7717 Fax 925.224.7726
 www.pcgengr.com

JOB No.	10002.04
DATE	05/07/26
SCALE	AS NOTED
DRAWN:	BY <u>BL</u>
	CKD <u>JP</u>



CAPITAL IMPROVEMENT PROGRAM
 ALTAMONT RD ZONE 4 WATER MAIN IMPROVEMENTS
 PROJECT 09-03

PAGE 17

OF 29

DEER CREEK PUMP STATION FIRE SUPPRESSION

PROJECT BACKGROUND

The Deer Creek Pump Station was constructed in 1986 and in 2009 went through a comprehensive seismic upgrade along with installing an emergency generator. The pump station has 5 pumps distributing water to both Zones 2 and 3. Due to its location and pumping capacity, the District designated the Deer Creek Pump Station as a critical facility needing to remain operational after an emergency event. The pump station currently does not have a fire suppression system and this project consists of installing a non-liquid fire suppression system.

PROPOSED IMPROVEMENTS

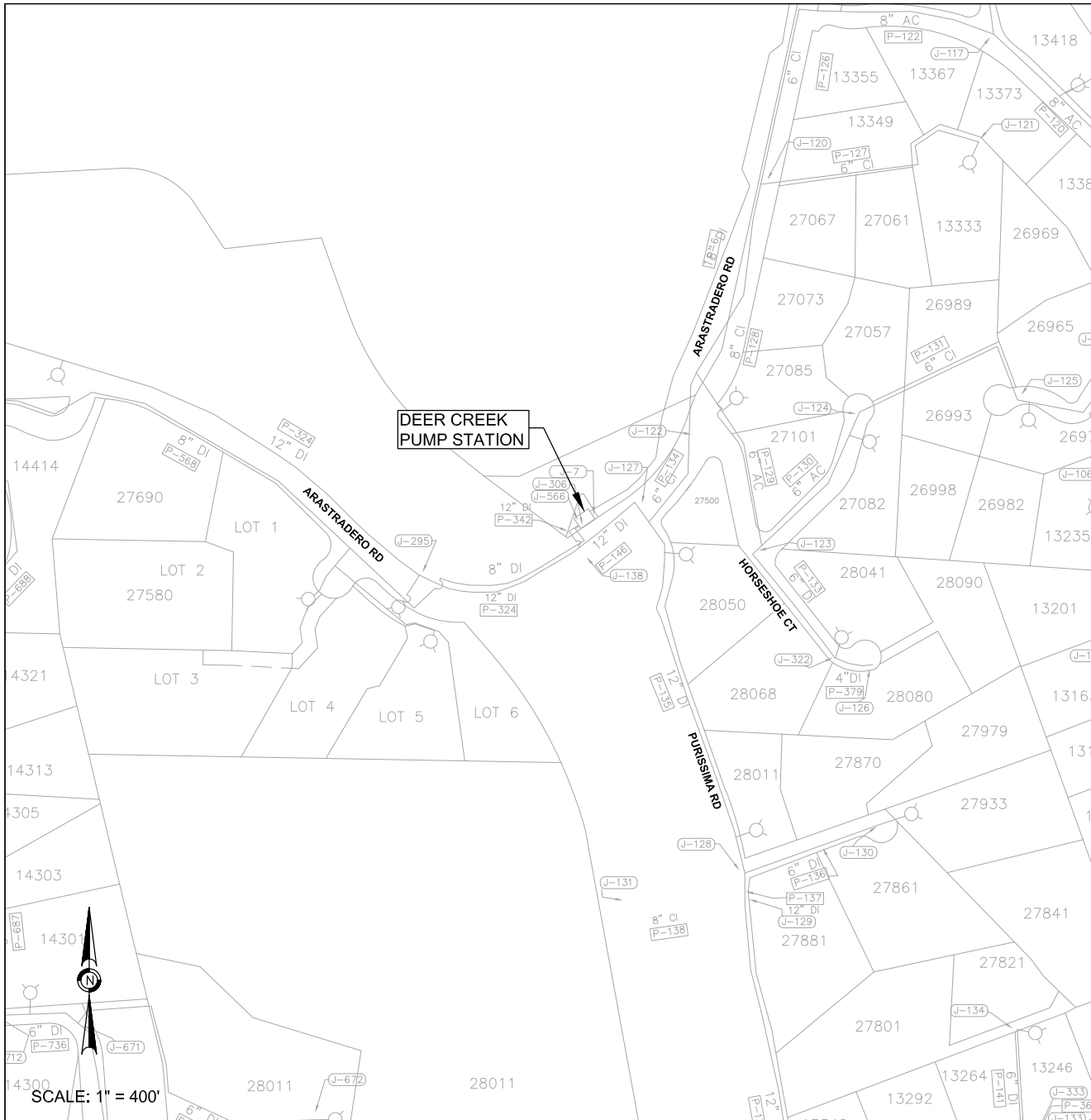
Install a non-liquid fire suppression system

PROJECT BENEFITS

The Deer Creek Pump Station Fire Suppression will quickly extinguish fires by utilizing an automatic fire suppression system and significantly increase fire protection reliability.

PROJECT BUDGET (2026)

Fire Suppression System	\$ 400,000
Planning, Design, & Construction Support	\$ 100,000
Construction Inspection	\$ 40,000
Contingency (±10%)	\$ 55,000
Project Budget	\$ 595,000



**DEER CREEK
PUMP STATION**

SCALE: 1" = 400'



Pakpour Consulting Group, Inc.
6601 Owens Dr STE 230
Pleasanton, CA 94588
925.224.7717 Fax 925.224.7726
www.pcgengr.com

JOB No.	10002.04
DATE	05/07/26
SCALE	AS NOTED
DRAWN:	BY <u>BL</u>
	CKD <u>JP</u>



CAPITAL IMPROVEMENT PROGRAM
DEER CREEK PUMP STATION FIRE SUPPRESSION
PROJECT 13-07

BUENA VISTA DR CROSS COUNTRY WATER MAIN IMPROVEMENTS

PROJECT BACKGROUND

In 2013 a 50 year old 600 LF 6" Cast Iron Pipe (CIP) cross country (CC) water main between Buena Vista Dr and Sherlock Rd experienced a catastrophic leak. This water main is located in a steep, hard to access canyon, in the middle of Zone 4. Several different scenarios were analyzed during project development including rehabilitation, replacement, or complete abandonment of this water main. Hydraulic modeling determined it could be abandoned with minimal impact to water quality and fire flows in the area.

This project includes the CC abandonment and installing 600 LF of 8" Ductile Iron Pipe (DIP) in a driveway beginning at 27863 Moody Rd (J-XXX) to J-854. With this improvement, fire flows in the vicinity of Sherlock Rd are equal to or exceed existing conditions. The fire flows on Buena Vista Dr after the CC abandonment are reduced by approximately 75 gpm (8%) at Nodes J-807 and J-468. The cost of replacing the water main on Buena Vista Dr with an 8" DIP to maintain fire flows is approximately \$850,000. The high cost of replacing the water main on Buena Vista Dr is restrictive given the the minor reduction in fire flows. The project requires easement acquisition for the new water main. Distribution System Analysis No. 274

PROPOSED IMPROVEMENTS

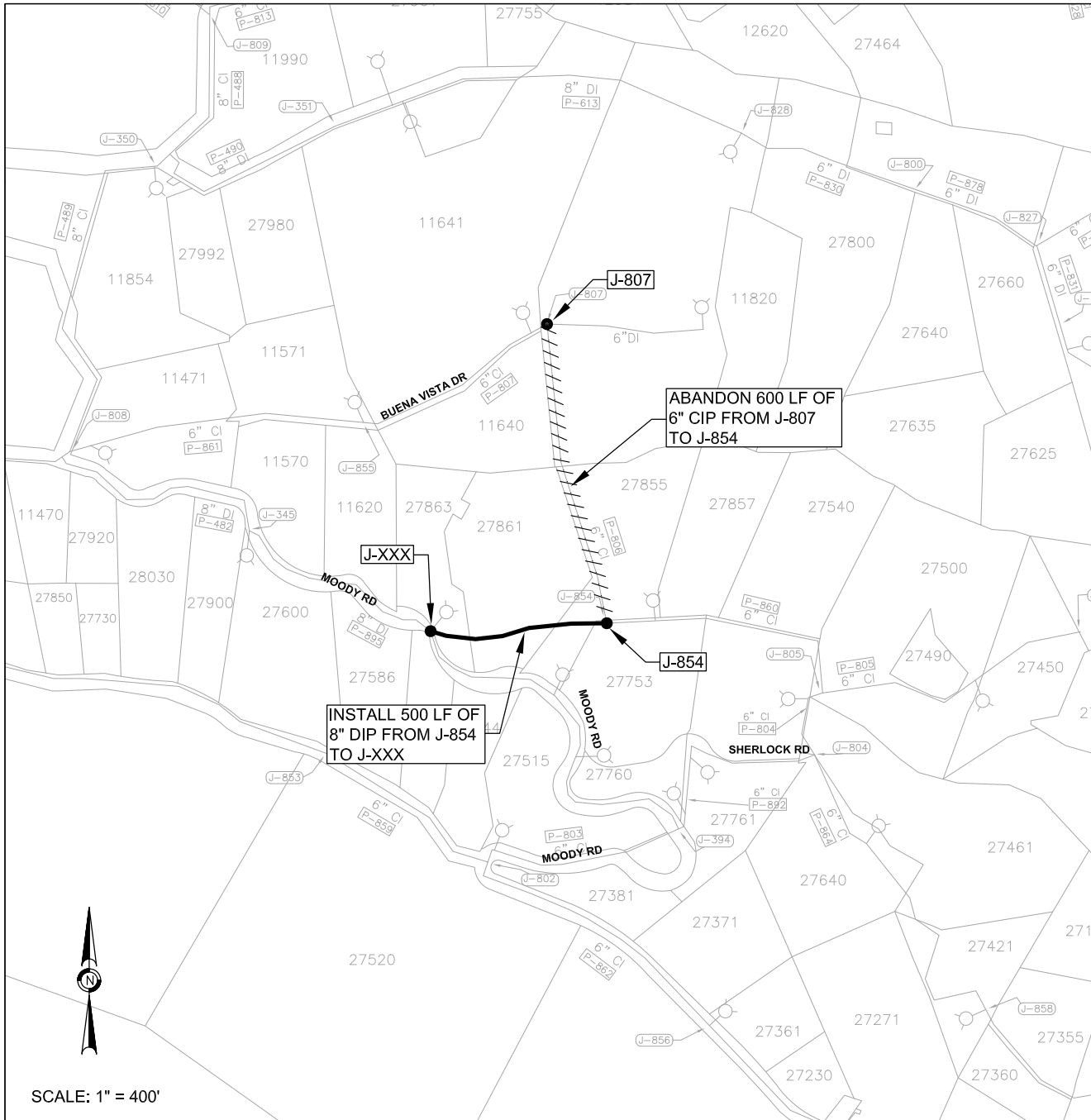
Abandon 600 LF of CC 6" CIP
Install 500 LF of 8" DIP
Replace 1 service connection

PROJECT BENEFITS

The Buena Vista Dr Cross Country Water Main Improvements abandons a high risk CC water main while maintaining similar fire flows in the area.

PROJECT BUDGET (2026)

8" DIP - 500 LF @ \$525/LF	\$ 262,500
Service Connections - 1 @ \$5,800/EA	\$ 5,800
Subtotal Construction	\$ 268,300
Easement Acquisition	\$ 25,000
Planning, Design, & Construction Support	\$ 70,000
Construction Inspection	\$ 30,000
Contingency (±10%)	\$ 41,700
Project Budget	\$ 435,000



SCALE: 1" = 400'



Pakpour Consulting Group, Inc.
6601 Owens Dr STE 230
Pleasanton, CA 94588
925.224.7717 Fax 925.224.7726
www.pcgengr.com

JOB No.	10002.04
DATE	05/07/26
SCALE	AS NOTED
DRAWN:	BY <u>BL</u>
CKD	JP



CAPITAL IMPROVEMENT PROGRAM
BUENA VISTA DRIVE CC WATER MAIN IMPROVEMENTS
PROJECT 14-02

PAGE	19
OF	29

HUNGRY HORSE TANK SEISMIC IMPROVEMENTS

PROJECT BACKGROUND

In 2012, the structural engineering firm of G&E Engineering Systems performed a District wide seismic vulnerability assessment. The assessment considered the combined effects of large earthquakes on the San Andreas and Hayward faults on SFPUC and District systems as they existed in 2012.

The 3,000,000 gallon Hungry Horse Tank is a buried concrete tank servicing Zone 2 and is one of the District's largest storage facilities. G&E's 2012 report determined the tank capable of withstanding a 475-year earthquake. The District designated this tank as a critical facility following an updated seismic assessment prepared by Cornerstone Structural Engineering Group (CSEG) in 2016 requiring it to withstand a 975-year earthquake. Based on the 2016 assessment, a retrofit of the tank includes those mentioned in the proposed improvements below.

PROPOSED IMPROVEMENTS

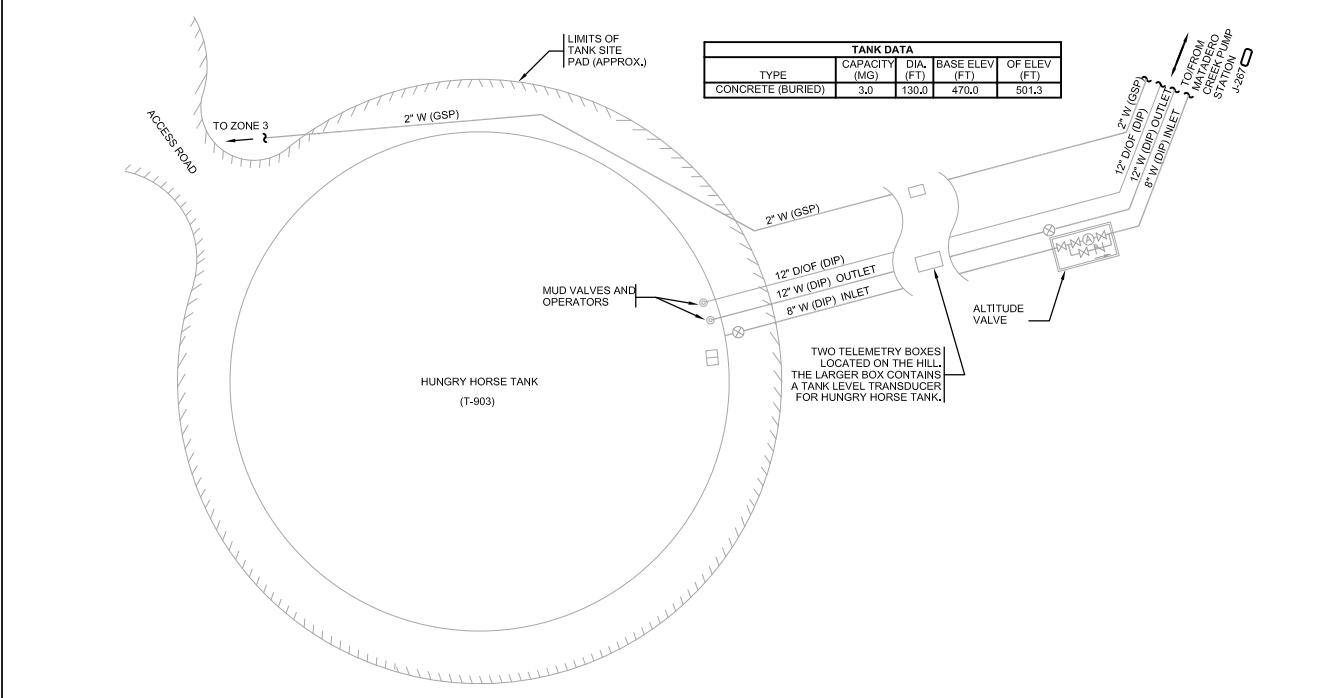
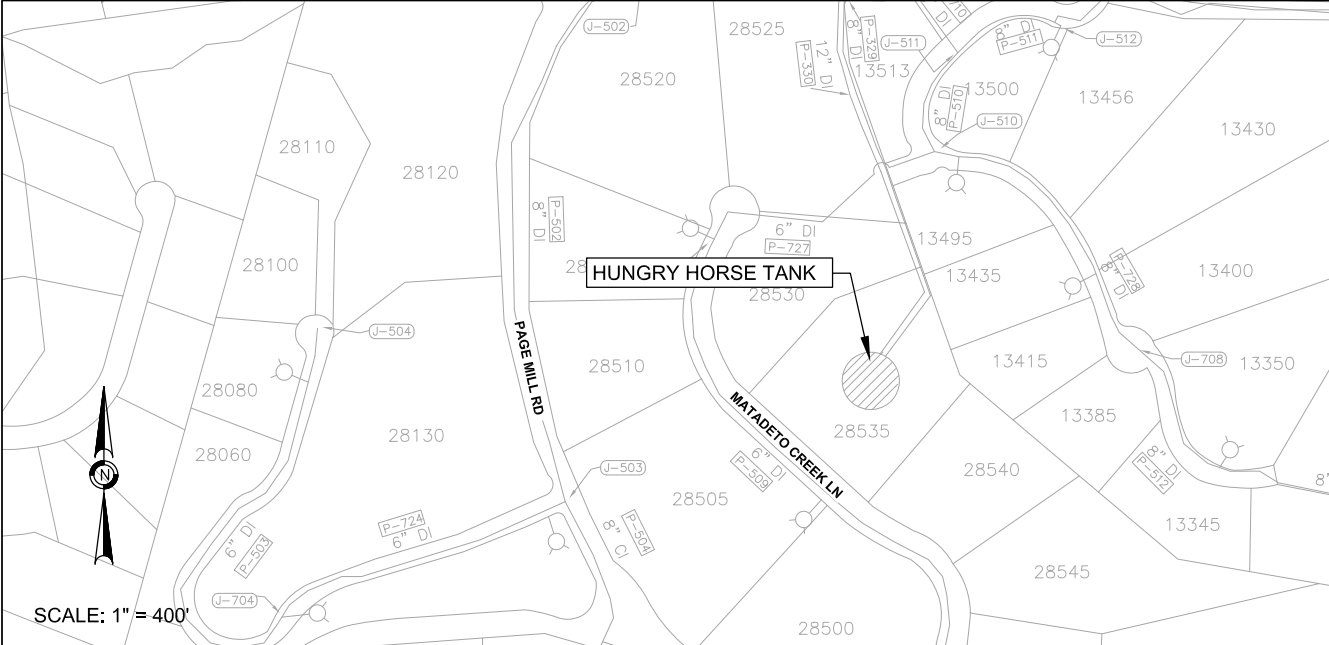
- Concrete floor strengthening
- Recoating the tank roof
- New interior liner

PROJECT BENEFITS

The Hungry Horse Tank Seismic Improvements will allow the tank to remain operational after a 975-year earthquake.

PROJECT BUDGET (2026)

Strengthen Concrete Floor	\$ 1,155,000
Roof Recoating	\$ 200,000
New Tank Liner	\$ 850,000
Subtotal Construction	\$ 2,205,000
Planning, Design, & Construction Support	\$ 330,000
Construction Inspection	\$ 275,000
Contingency (±10%)	\$ 285,000
Project Budget	\$ 3,095,000



DRAWING NAME: I:\CAD\101002_04.dwg 2/26 CIP-PRVD-CIP-2026.dwg
PLOT DATE: 05-11-26 PLOTTED BY: BL/JP

ANACAPA DR / ASCENSION DR / CONEJO CT WATER MAIN IMPROVEMENTS

PROJECT BACKGROUND

The existing 4" and 6" Asbestos Cement Pipes (ACP) water mains along portions of Anacapa Dr/Ascension Dr/Conejo Ct have experienced several leaks over the past few years. The District has indicated leaks along these water mains have the potential of causing damage to homes. This project is also consistent with the District goal of replacing ACP water mains with Ductile Iron Pipe (DIP) water mains.

PROPOSED IMPROVEMENTS

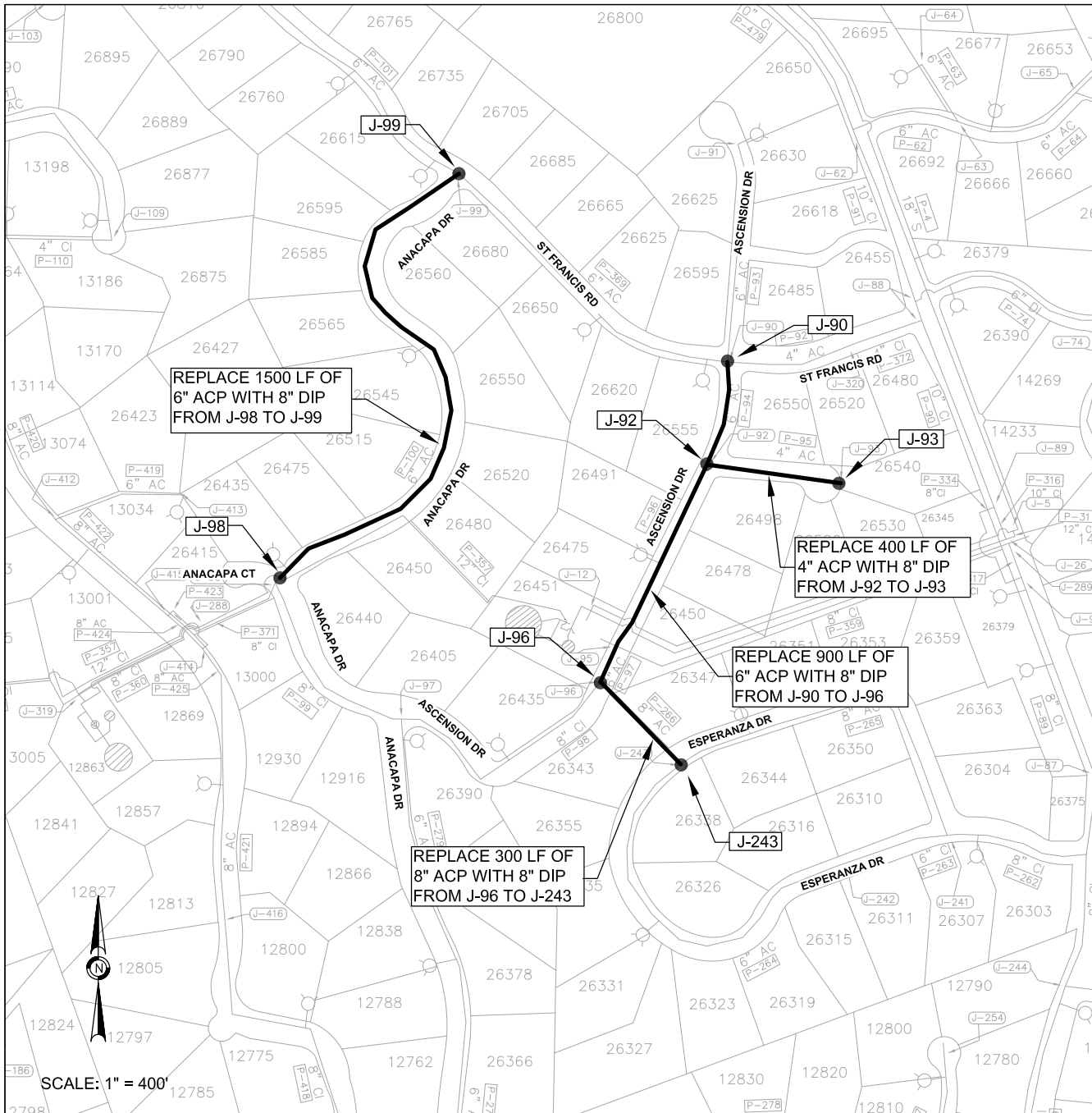
- Replace 400 LF of 4" ACP with 8" DIP
- Replace 2,400 LF of 6" ACP with 8" DIP
- Replace 300 LF of 8" ACP with 8" DIP
- Replace 23 service connections
- Replace 3 fire hydrants
- Install 3 new fire hydrants

PROJECT BENEFITS

The Anacapa Dr/Ascension Dr/Conejo Ct Water Main Replacement replaces old infrastructure, with a history of leaks, with new DIP water main. There is a slight increase in fire protection upon project completion.

PROJECT BUDGET (2026)

8" DIP - 3,100 @ \$525/LF	\$ 1,627,500
Fire Hydrants - 6 @ 16,000/EA	\$ 96,000
Service Connections - 23 @ \$5,800/EA	\$ 133,400
Subtotal Construction	\$ 1,856,500
Planning, Design, & Construction Support	\$ 280,000
Construction Inspection	\$ 190,000
Contingency (±10%)	\$ 238,500
Project Budget	\$ 2,565,000



SCALE: 1" = 400'

PCG
PAKPOUR CONSULTING GROUP

Pakpour Consulting Group, Inc.
6601 Owens Dr STE 230
Pleasanton, CA 94588
925.224.7717 Fax 925.224.7726
www.pcgengr.com

JOB No.	10002.04
DATE	05/07/26
SCALE	AS NOTED
DRAWN:	BY <u>BL</u>
	CKD <u>JP</u>



CAPITAL IMPROVEMENT PROGRAM
ANACAPA / ASCENSION / CONEJO WM IMPROVEMENTS
PROJECT 18-02

DRAWING NAME: I:\CADD\101002_04\dwg\2026_CIP\PRVD-CIP-2026.dwg
PLOT DATE: 05-11-26 PLOTTED BY: BL/air

SHERLOCK RD WATER MAIN IMPROVEMENTS

PROJECT BACKGROUND

The Sherlock Rd area is served water through various cross country (CC) alignments from Buena Vista Dr to the north, Moody Rd to the southwest, and Moody Ct to the east. To keep with the District's goal of relocating CC water mains to accessible locations, in addition to better preventing leaks from damaging adjacent homes, this project relocates the Moody Rd CC portions, approximately 350 LF of 6" Cast Iron Pipe (CIP) directly onto Moody Rd and Sherlock Rd. This project involves installing 300 LF of new 8" Ductile Iron Pipe (DIP) on Sherlock Rd in addition to replacing 700 LF of 6" CIP with 8" DIP on Moody Rd.

PROPOSED IMPROVEMENTS

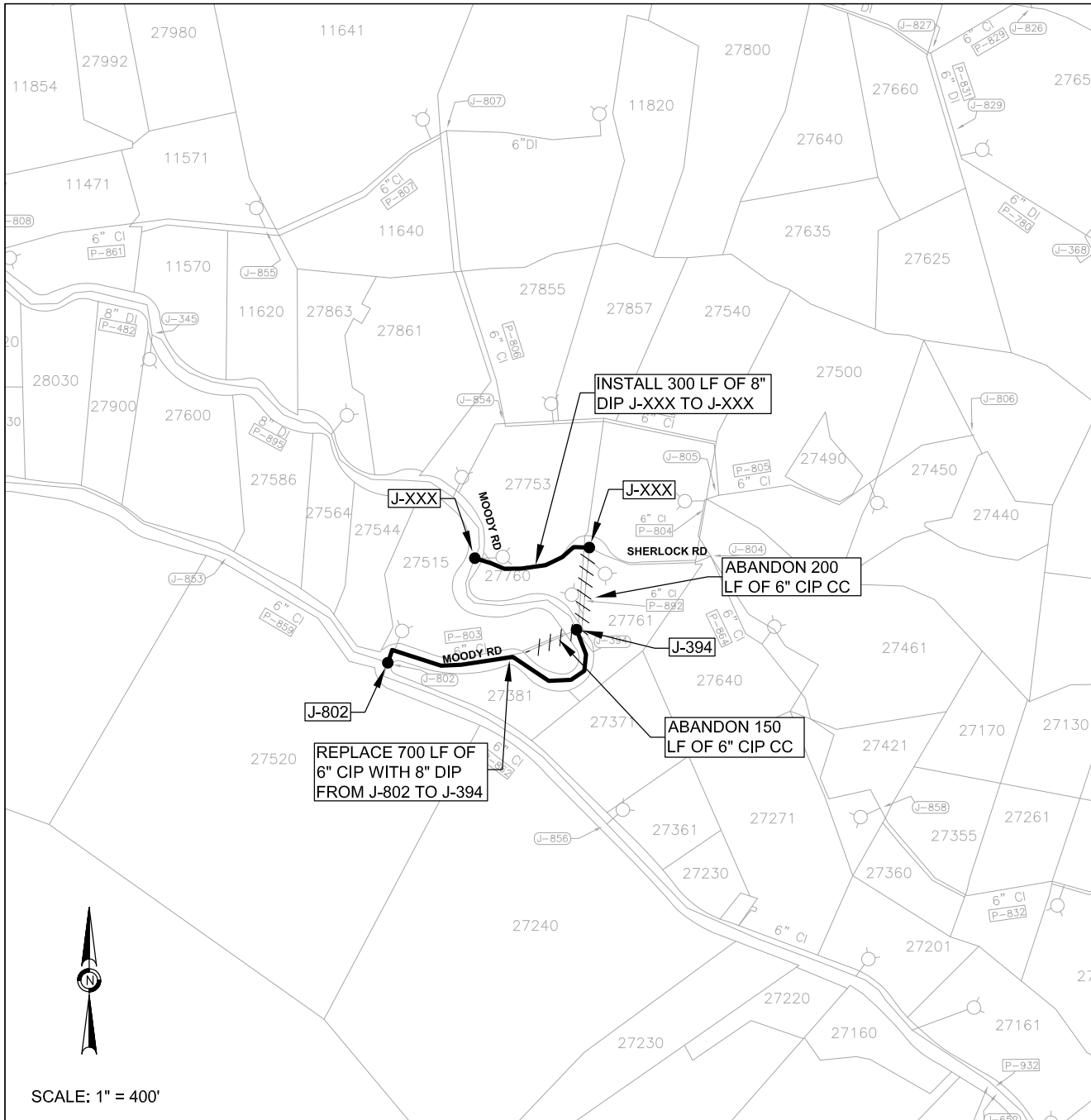
- Abandon 350 LF of 6" CIP CC
- Replace 700 LF of 6" CIP with 8" DIP
- Install 300 LF of new 8" DIP
- Replace 3 fire hydrants
- Replace 2 service connections

PROJECT BENEFITS

The Sherlock Rd Water Main Improvements relocates existing CC water mains to accessible locations in an effort to improve maintenance capabilities and better protect homes against potential water main breaks.

PROJECT BUDGET (2026)

8" DIP - 1,000 LF @ \$525/LF	\$ 525,000
Fire Hydrants - 3 @ \$16,000/EA	\$ 48,000
Service Connections - 2 @ \$5,800/EA	\$ 11,600
Subtotal Construction	\$ 584,600
Planning, Design, & Construction Support	\$ 120,000
Construction Inspection	\$ 60,000
Contingency (±10%)	\$ 80,400
Project Budget	\$ 845,000



SCALE: 1" = 400'



Pakpour Consulting Group, Inc.
6601 Owens Dr STE 230
Pleasanton, CA 94588
925.224.7717 Fax 925.224.7726
www.pcgengr.com

JOB No.	10002.04
DATE	05/07/26
SCALE	AS NOTED
DRAWN:	BY <u>BL</u>
CKD	<u>JP</u>



CAPITAL IMPROVEMENT PROGRAM
SHERLOCK RD WATER MAIN IMPROVEMENTS
PROJECT 19-05

PAGE 22
OF 29

I-280 (SOUTH) WATER MAIN ABANDONMENT

PROJECT BACKGROUND

A combination of three primary Zone 2 water mains presently supply water to Elena Tank: (A) 10" Cast Iron Pipe (CIP) cross country (CC) water main between Banerjee Path (a private driveway off Purissima Rd) and Elena Rd, a portion of which cross under I-280; (B) 8"-10" CIP along Robleda/Elena Rds; (C) 12" CIP along Elena Rd. Segment A is approximately 55 years old, would be difficult to repair if a rupture occurs in addition to possibly causing significant damage and traffic disruptions on I-280. In an effort to eliminate CC water mains and reduce system maintenance, the A thru C segments will be abandoned, rerouted, and upsized to a 12" Ductile Iron Pipe (DIP) along La Barranca/Elena Rds. To maintain Zone 2 redundancy and fire flows south of La Paloma Rd, a Zone 3 to Zone 2 pressure reducing valve (PRV) will be installed at the Robleda Rd / Duval Way intersection. Hydraulic modeling also indicates a 10 hour tank cycling improvement in addition to maintaining Zone 2 fire flows upon completed improvements. Distribution System Analysis No. 427

PROPOSED IMPROVEMENTS

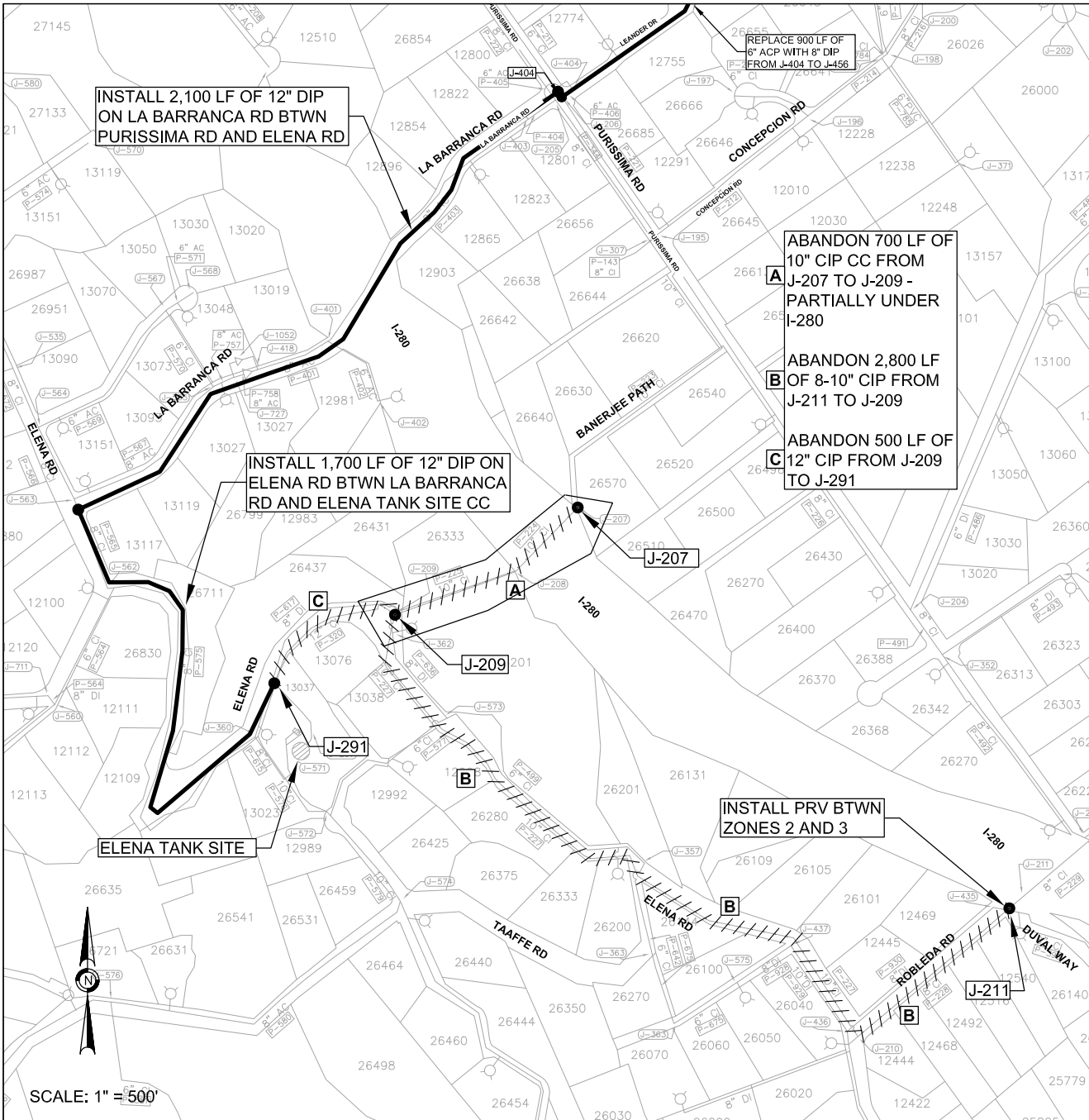
Abandon 4,000 LF of 8"-12" ACP/CIP (300 LF under I-280)
 Install 3,800 LF of 12" DIP
 Install a Zone 3 to Zone 2 PRV

PROJECT BENEFITS

The I-280 (South) Water Main Abandonment abandons a water main underneath I-280 where leaks or failures could possibly cause catastrophic damage to I-280. The project also, improves repair/maintenance accessibility, lowers the amount of infrastructure the District needs to maintain, and improves tank cycling. There will be minimal impact to fire flows and system redundancy will improve with the addition of a Zone 3 to Zone 2 PRV.

PROJECT BUDGET (2026)

12" DIP - 3,800 LF @ \$625/LF	\$ 2,375,000
PRV Station	\$ 550,000
Subtotal Construction	\$ 2,925,000
Planning, Design, & Construction Support	\$ 440,000
Construction Inspection	\$ 295,000
Contingency (±10%)	\$ 370,000
Project Budget	\$ 4,030,000



PCG
PAKPOUR CONSULTING GROUP

Pakpour Consulting Group, Inc.
 6601 Owens Dr STE 230
 Pleasanton, CA 94588
 925.224.7717 Fax 925.224.7726
 www.pcgengr.com

JOB No.	10002.04
DATE	05/07/26
SCALE	AS NOTED
DRAWN:	BY <u>BL</u>
	CKD <u>JP</u>

PURISSIMA HILLS WATER DISTRICT EST. 1928

CAPITAL IMPROVEMENT PROGRAM
 I-280 (SOUTH) WATER MAIN ABANDONMENT
 PROJECT 21-01

DRAWING NAME: I:\CAD\101002_04\dwg\2104_CIP-PRV-DIP-2026.dwg
 PLOT DATE: 05-11-26 PLOTTED BY: BL/JP

ENERGY COST OPTIMIZATION & BATTERY STORAGE INSTALLATION

PROJECT BACKGROUND

The District operates five pump stations that move water to tanks at higher elevations. These pumps create highly variable and spiky electric loads, contributing to significant peak demand charges from PG&E, accounting for over 50% of the District's electric bill.

To reduce these charges and modernize energy management, The District is collaborating with California Institute of Technology (Caltech) and OPF Energy on a strategic co-optimization initiative that balances water supply, water quality, and energy cost. As part of this project, OPF Energy's Insight energy monitors have been deployed at the McCann, Deer Creek, and Altamont pump stations at no cost to the District. These high-resolution sensors integrate seamlessly with the District's existing SCADA systems, providing real-time load intelligence that will drive automated battery dispatch and system optimization.

PROPOSED IMPROVEMENTS

Install 3 battery storage systems (1 at each pump station: McCann, Deer Creek, Altamont)

Integrate OPF Energy's Insight energy monitors with District's SCADA for dynamic load balancing

Develop an advanced energy management strategy with California Institute of Technology and OPF Energy

PROJECT BENEFITS

The Energy Cost Optimization & Battery Storage Installation project significantly reduces electricity demand charges and flattens the load profile of water pump operations. It also improves energy resilience and enhances grid independence, while providing long-term operational cost savings. In addition, it enables future energy analytics and supports research into the water-energy nexus.

PROJECT BUDGET (2026)

Battery System Installation - 3 @ \$550,000/EA	\$ 1,650,000
Integration w/ SCADA + OPF Insight	\$ 120,000
Subtotal Construction	\$ 1,770,000
Planning, Design, & Construction Support	\$ 265,000
Contingency (±10%)	\$ 205,000
Project Budget	\$ 2,240,000



Pakpour Consulting Group, Inc.
6601 Owens Dr STE 230
Pleasanton, CA 94588
925.224.7717 Fax 925.224.7726
www.pcgengr.com

JOB No.	10002.04
DATE	05/07/26
SCALE	AS NOTED
DRAWN: BY	BL
CKD	JP



CAPITAL IMPROVEMENT PROGRAM
ENERGY COST OPTIMIZATION & BATTERY STORAGE
PROJECT 25-01

DRAWING NAME: I:\CADD\10002_04.dwg\2026_CIP-PRVD-CIP-2026.dwg
PLOT DATE: 05-11-26 PLOTTED BY: BL/JP

MOODY RD WATER MAIN IMPROVEMENTS - PHASE 1

PROJECT BACKGROUND

The existing Zone 4 6" Cast Iron Pipe (CIP) between Canyon Rd and Moody Ct, originally constructed in the 1960's, experienced major leaks over the past few years. Leaks along this water main have the potential of causing damage to homes. This project replaces the existing water main with new 8" Ductile Iron Pipe (DIP) in addition to all appurtenances along the water main.

PROPOSED IMPROVEMENTS

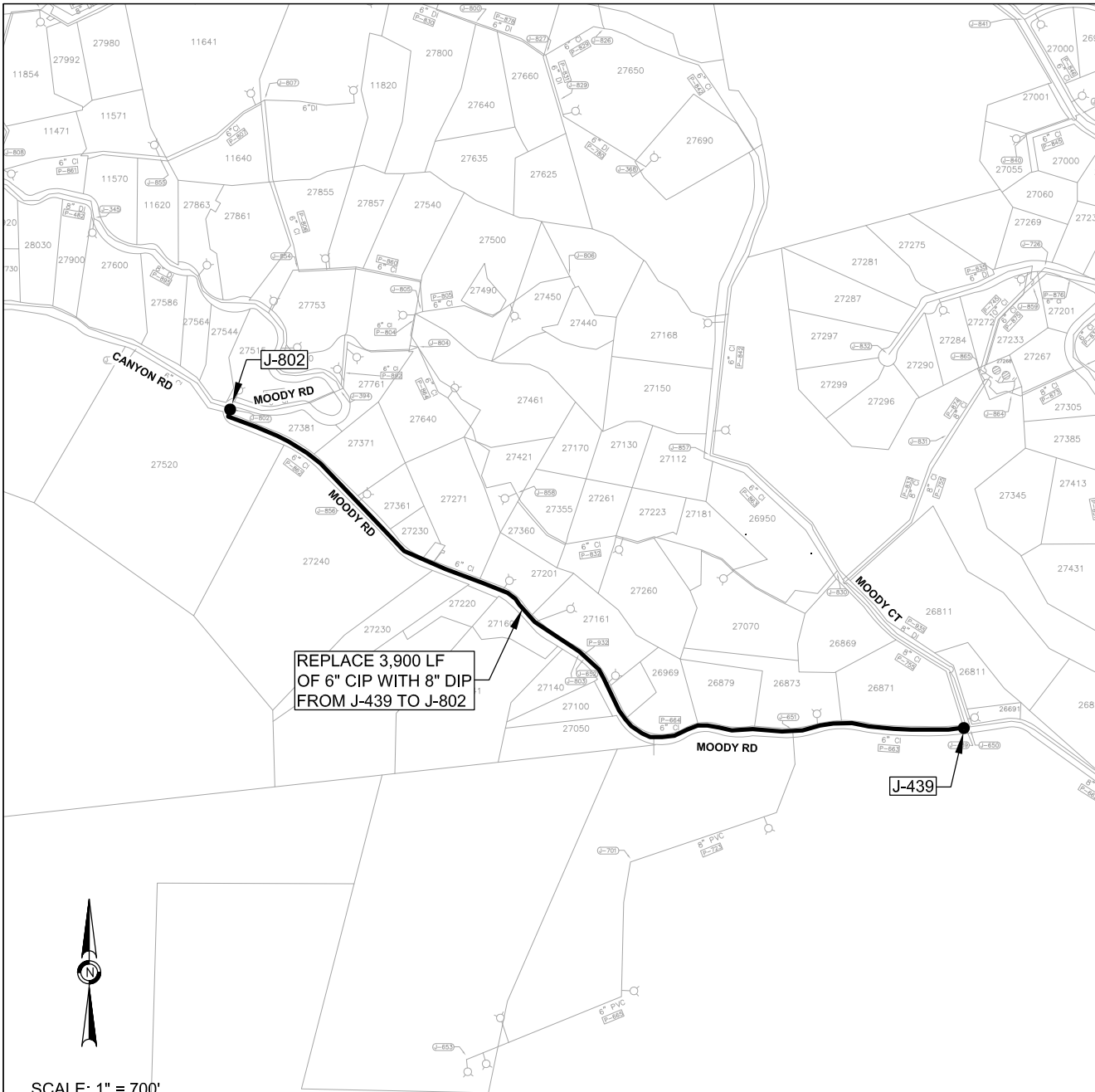
Replace 3,900 LF of 6" CIP with 8" DIP
 Replace 19 service connections
 Replace 7 fire hydrants

PROJECT BENEFITS

The Moody Rd Water Main Improvement - Phase 1 replaces aging infrastructure, with a history of leaks, with new DIP water main. There will be a slight increase in fire protection upon project completion within Zone 4.

PROJECT BUDGET (2026)

8" DIP - 3,900 @ \$525/LF	\$ 2,047,500
Fire Hydrants - 7 @ \$16,000/EA	\$ 112,000
Service Connections - 19 @ \$5,800/EA	\$ 110,200
Subtotal Construction	\$ 2,269,700
Planning, Design, & Construction Support	\$ 345,000
Construction Inspection	\$ 230,000
Contingency (±10%)	\$ 290,300
Project Budget	\$ 3,135,000



REPLACE 3,900 LF OF 6" CIP WITH 8" DIP FROM J-439 TO J-802



SCALE: 1" = 700'



Pakpour Consulting Group, Inc.
 6601 Owens Dr STE 230
 Pleasanton, CA 94588
 925.224.7717 Fax 925.224.7726
 www.pcgengr.com

JOB No.	10002.04
DATE	05/07/26
SCALE	AS NOTED
DRAWN: BY	BL
CKD	JP



CAPITAL IMPROVEMENT PROGRAM
 MOODY RD WATER MAIN IMPROVEMENTS - PH 1
 PROJECT 25-02

PAGE 25

OF 29

MOODY RD WATER MAIN IMPROVEMENTS - PHASE 2

PROJECT BACKGROUND

The existing Zone 3 8" Cast Iron Pipe (CIP) between Moody Ct and Francemont Dr, originally constructed in the 1960's, experienced major leaks over the past few years. Leaks along this water main have the potential of causing damage to homes. This project replaces the existing water main with new 8" Ductile Iron Pipe (DIP) in addition to all appurtenances along the water main.

PROPOSED IMPROVEMENTS

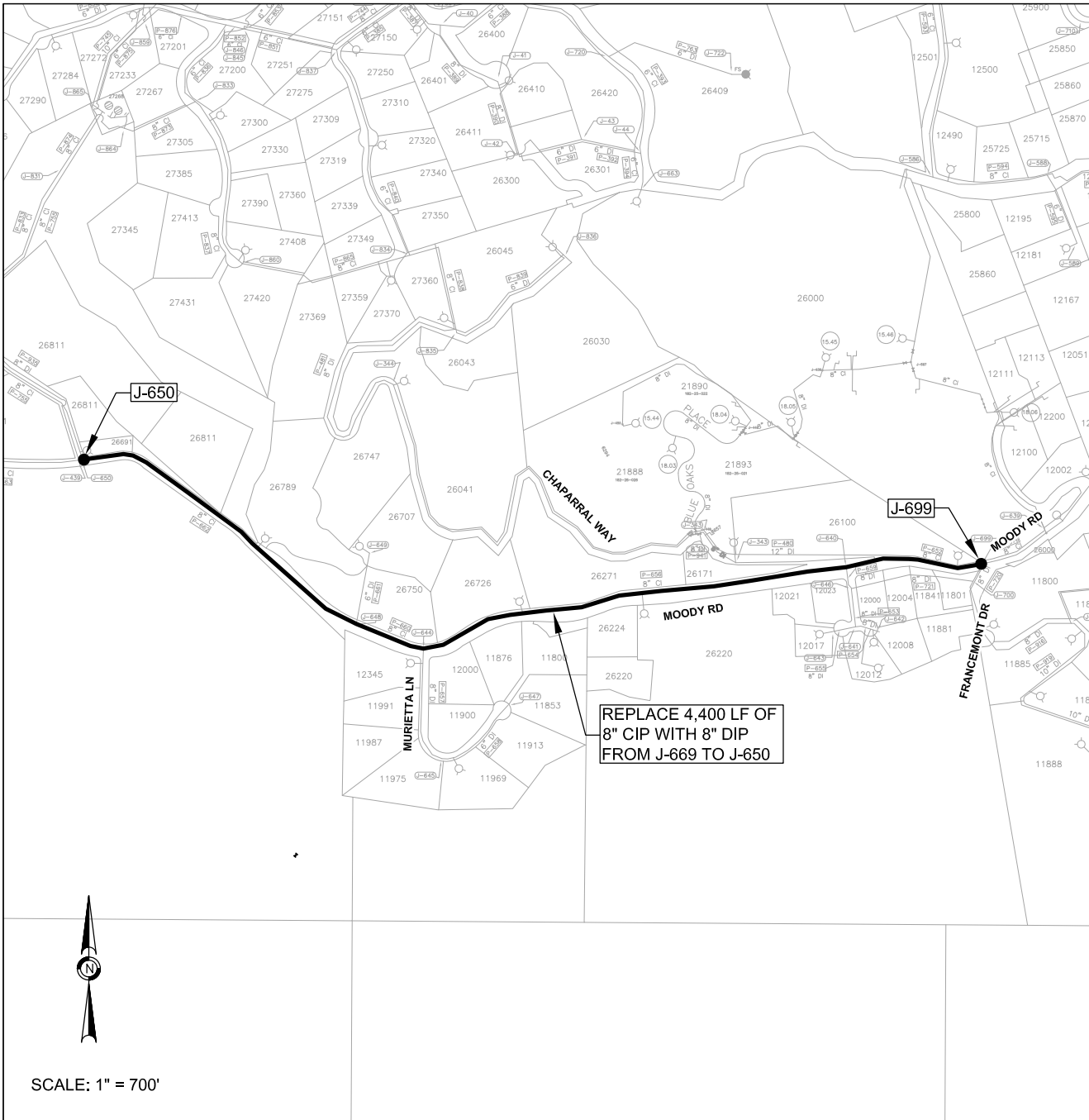
Replace 4,400 LF of 8" CIP with 8" DIP
 Replace 7 service connections
 Replace 8 fire hydrants

PROJECT BENEFITS

The Moody Rd Water Main Improvement - Phase 2 replaces aging infrastructure, with a history of leaks, with new DIP water main.

PROJECT BUDGET (2026)

8" DIP - 4,400 @ \$525/LF	\$ 2,310,000
Fire Hydrants - 8 @ \$16,000/EA	\$ 128,000
Service Connections - 7 @ \$5,800/EA	\$ 40,600
Subtotal Construction	\$ 2,478,600
Planning, Design, & Construction Support	\$ 375,000
Construction Inspection	\$ 250,000
Contingency (±10%)	\$ 316,400
Project Budget	\$ 3,420,000



SCALE: 1" = 700'



Pakpour Consulting Group, Inc.
 6601 Owens Dr STE 230
 Pleasanton, CA 94588
 925.224.7717 Fax 925.224.7726
 www.pcgengr.com

JOB No.	10002.04
DATE	05/07/26
SCALE	AS NOTED
DRAWN: BY	BL
CKD	JP



CAPITAL IMPROVEMENT PROGRAM
 MOODY RD WATER MAIN IMPROVEMENTS - PH 2
 PROJECT 25-03

PAGE 26

OF 29

SETON PROPERTY WATER MAIN IMPROVEMENTS

PROJECT BACKGROUND

A 900 LF 8" Cast Iron Pipe (CIP) is located cross country (CC) through the Seton Property beginning near the Altamont Rd/Corbetta Ln intersection. This particular water main experienced a leak in early 2024. Due to the location of the leak, which would have required a challenging and difficult repair, the water main was left out of service. This project abandons the existing CC water main and replaces it with a new 1,100 LF 8" Ductile Iron Pipe (DIP) water main located along the Seton Property driveway. Keeping this water main in service allows system redundancy in Zone 3. The District already obtained an easement through this property to permit water main construction.

PROPOSED IMPROVEMENTS

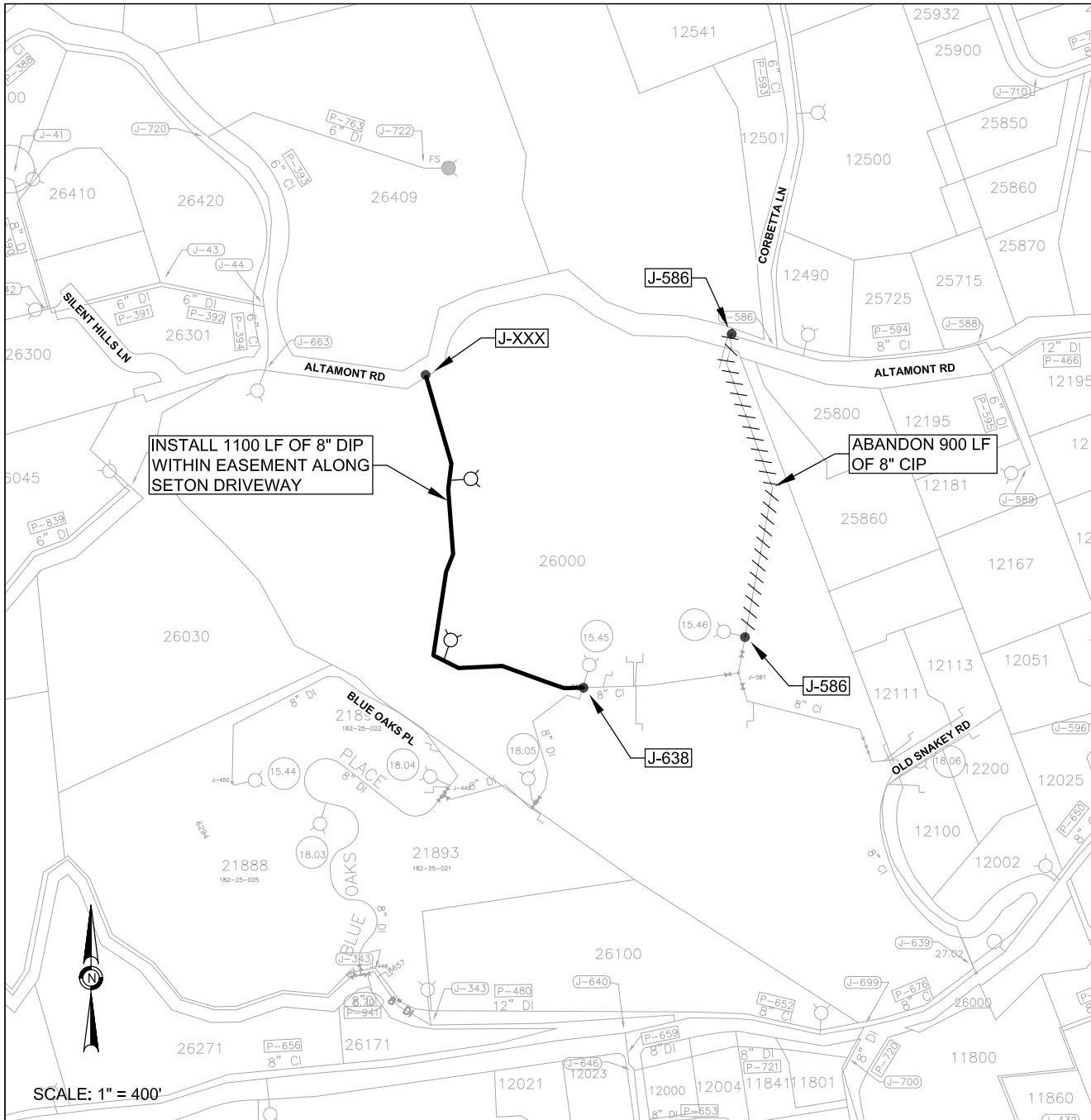
Abandon 900 LF of 8" CIP
Install 1,100 LF of 8" DIP
Install 2 new fire hydrants

PROJECT BENEFITS

The Seton Property Water Main Improvements abandons a high risk CC water main while maintaining similar fire flows in the area and Zone 3 redundancy.

PROJECT BUDGET (2026)

8" DIP - 1,100 LF @ \$525/LF	\$ 577,500
Fire Hydrants - 2 @ \$16,000/EA	\$ 32,000
Subtotal Construction	\$ 609,500
Planning, Design, & Construction Support	\$ 125,000
Construction Inspection	\$ 65,000
Contingency (±10%)	\$ 85,500
Project Budget	\$ 885,000



SCALE: 1" = 400'



Pakpour Consulting Group, Inc.
6601 Owens Dr STE 230
Pleasanton, CA 94588
925.224.7717 Fax 925.224.7726
www.pcgengr.com

JOB No.	10002.04
DATE	05/07/26
SCALE	AS NOTED
DRAWN:	BY <u>BL</u>
	CKD <u>JP</u>



CAPITAL IMPROVEMENT PROGRAM
SETON PROPERTY WATER MAIN IMPROVEMENTS
PROJECT 25-04

PAGE 27

OF 29

LEANDER DR WATER MAIN IMPROVEMENTS

PROJECT BACKGROUND

The existing 900 LF 6" Asbestos Cement Pipe (ACP) along Leander Drive is fed through a pressure reducing valve connected to Zone 3. Technically, this is the last remaining section of Zone 2.5 along the La Cresta Ridge following the completion of the Zone 2.5 Phase II and Phase III projects in 2011. This project replaces the existing 6" ACP with new 8" Ductile Iron Pipe (DIP) and removes the pressure reducing valve at the intersection of Purissima Rd and Leander Dr thereby officially incorporating it into Zone 3. In addition, all appurtenances, fire hydrants along the water main will be replaced.

PROPOSED IMPROVEMENTS

Replace 900 LF of 6" ACP with 8" DIP
 Replace 11 service connections
 Replace 2 fire hydrants

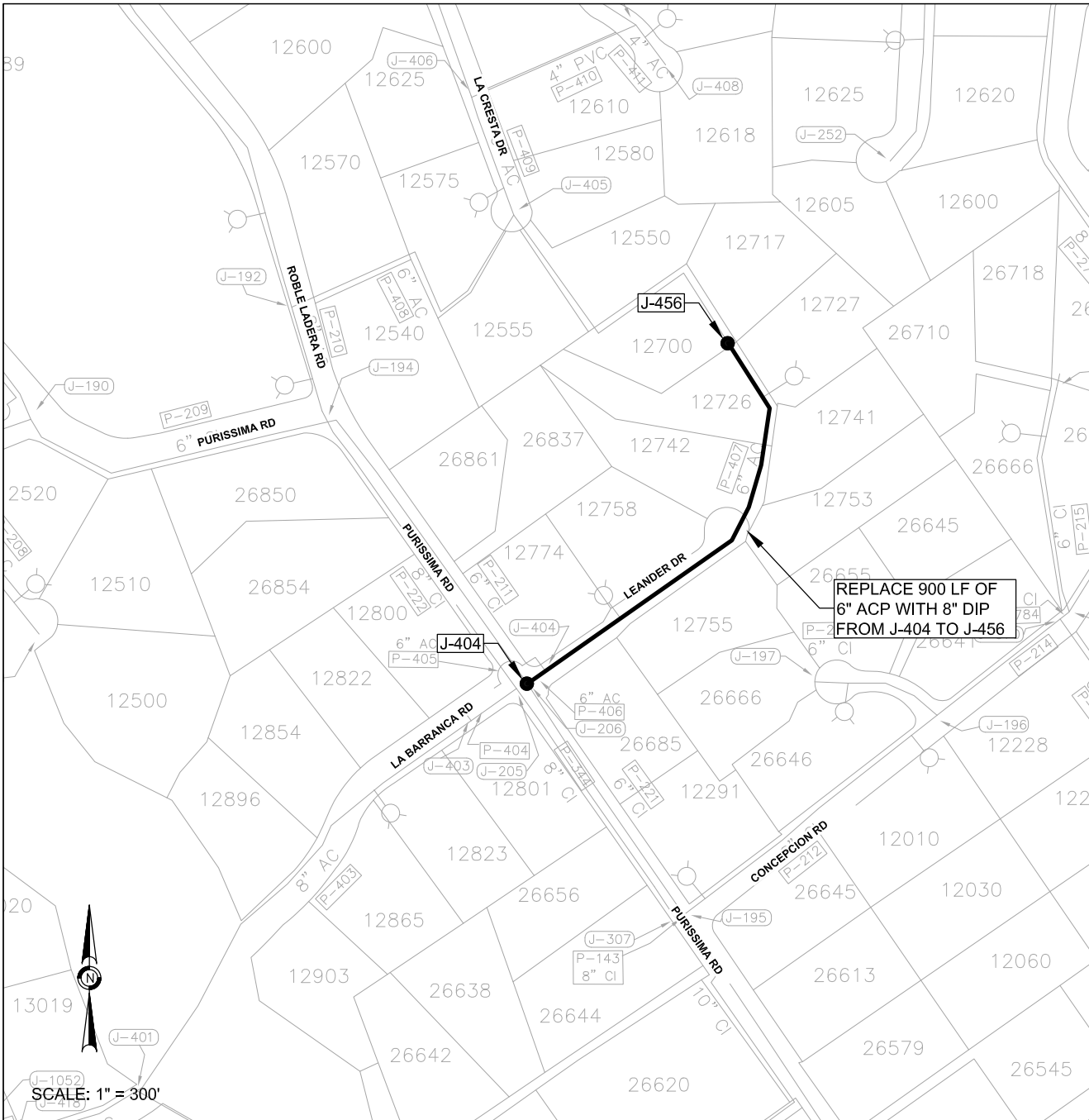
PROJECT BENEFITS

The Leander Dr Water Main Improvements replaces aging infrastructure and increases flows with a new, larger DIP water main and removes a pressure reducing valve thereby reducing maintenance.

PROJECT BUDGET (2026)

8" DIP - 900 @ \$525/LF	\$ 472,500
Fire Hydrants - 2 @ \$16,000/EA	\$ 32,000
Service Connections - 11 @ \$5,800/EA	\$ 63,800
Subtotal Construction	\$ 568,300
Planning, Design, & Construction Support	\$ 115,000
Construction Inspection	\$ 60,000
Contingency (±10%)	\$ 81,700
Project Budget	\$ 825,000

REPLACE 900 LF OF
6" ACP WITH 8" DIP
FROM J-404 TO J-456



SCALE: 1" = 300'



Pakpour Consulting Group, Inc.
 6601 Owens Dr STE 230
 Pleasanton, CA 94588
 925.224.7717 Fax 925.224.7726
 www.pcgengr.com

JOB No.	10002.04
DATE	05/07/26
SCALE	AS NOTED
DRAWN:	BY <u>BL</u>
	CKD <u>JP</u>



CAPITAL IMPROVEMENT PROGRAM
 LEANDER DR WATER MAIN IMPROVEMENTS
 PROJECT 26-02

PAGE 28

OF 29

ELENA RD, CRESCENT LN WATER MAIN IMPROVEMENTS

PROJECT BACKGROUND

The existing Zone 3 8" Cast Iron Pipe (CIP) along Elena Rd between Vinedo Ln and El Monte Rd (approximately 2,400 LF) and 500 LF of 6" CIP along Crescent Ln experienced major leaks over the past few years. Leaks along these water main have the potential of causing property damage. This project replaces the existing water main with new 8" Ductile Iron Pipe (DIP) in addition to all appurtenances along the water main. Once completed, all water main within Zone 3 along Taaffe Rd and Elena Rd in addition to several surrounding areas will be newly installed 8" DIP within the past few years.

PROPOSED IMPROVEMENTS

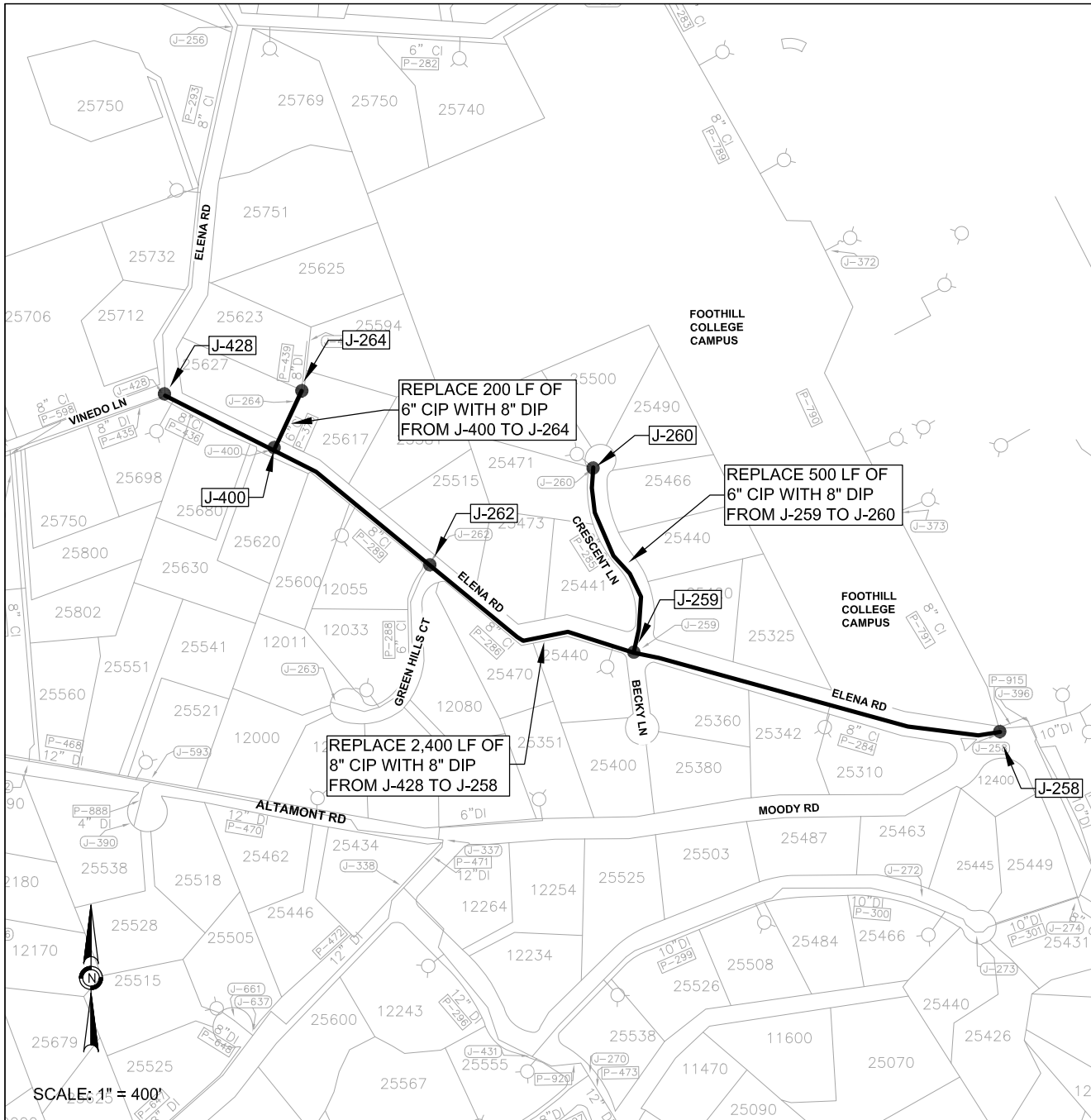
Replace 3,100 LF of 8" CIP with 8" DIP
 Replace 20 service connections
 Replace 8 fire hydrants

PROJECT BENEFITS

The Elena Rd, Crescent Ln Water Main Improvements replaces aging infrastructure, with a history of leaks, with new DIP water main.

PROJECT BUDGET (2026)

8" DIP - 3,100 @ \$525/LF	\$ 1,627,500
Fire Hydrants - 8 @ \$16,000/EA	\$ 128,000
Service Connections - 20 @ \$5,800/EA	\$ 116,000
Subtotal Construction	\$ 1,871,500
Planning, Design, & Construction Support	\$ 285,000
Construction Inspection	\$ 200,000
Contingency (±10%)	\$ 243,500
Project Budget	\$ 2,600,000



SCALE: 1" = 400'

PCG
PAKPOUR
 CONSULTING GROUP

Pakpour Consulting Group, Inc.
 6601 Owens Dr STE 230
 Pleasanton, CA 94588
 925.224.7717 Fax 925.224.7726
 www.pcgengr.com

JOB No.	10002.04
DATE	05/07/26
SCALE	AS NOTED
DRAWN:	BY <u>BL</u>
	CKD <u>JP</u>

PURISSIMA HILLS EST. 1928
 WATER DISTRICT

CAPITAL IMPROVEMENT PROGRAM
 ELENA RD WATER MAIN IMPROVEMENTS
 PROJECT 26-05

DRAWING NAME: J:\CADD\10002.04\dwg\2026\CIP-PRVD-CIP-2026.dwg
 PLOT DATE: 05-11-26 PLOTTED BY: BL/BLH